

# Ceramic Protection System

**Long-lasting protection.**

To keep the surface shiny and easy to clean.

Never miss a spot due to the UV Control Technology.

Silicone-free



**A silicon-free, highly durable surface protecting coating with 9H hardness that provides strong long-lasting protection and an easy-to-clean surface.**

Colad Ceramic Protection can be applied on several different materials like metal, plastic, painted, or unpainted surfaces. It creates a thin and resistant layer on the treated surface. This layer protects against environmental conditions, insect marks, bird droppings, tree resins, chemicals, dirt, acid rain, UV radiation, and increases the protection against minor scratches and stone chips. It maintains a shine longer and makes the surface much easier to clean, thanks to its excellent water repellency.



**1** Including a microsuède applicator pad for fast and smooth application.

**2** One 38ml bottle is enough for one large vehicle or up to two small vehicles.

You will never miss a spot since the product lightens up when exposed to any UV light, thanks to our UV Control Technology. Once well applied, one layer will protect the surface for up to 2 years or 50 washing cycles.

- Ultimate protection against weather influences, scratches, chemicals, dirt, oxidation, and corrosion
- Excellent scratch resistance due to the 9H hardness
- Highly durable protection up to 2 years
- Hydrophobic and easy to clean surface
- Thermal resistance (up to 1000°C)
- Can be used on any painted or unpainted surfaces, plastic, and metal

# How to apply



Watch video

Step 1




Polish the surface to remove scratches and imperfections

Step 2



Deep clean the surface with Colad Surface Preparation

Step 3



Drip the product on the Microsuede Applicator Pad

Step 4




Cover the surface evenly, first horizontally, then vertically

Step 5



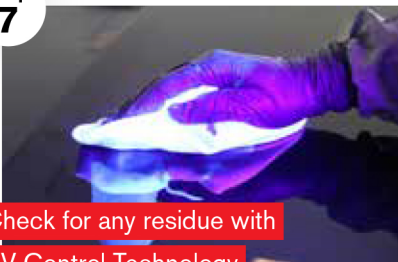
Check the surface with a UV light to make sure the product was well applied

Step 6



Remove the product with a Microfiber Polishing Cloth

Step 7




Check for any residue with UV Control Technology

Step 8



Hand polish the surface to bring out the shine



Protects up to 2 years or 50 washing cycles

4 hours Touch cure

7 days Wash cure

28 days Full cure

Curing time

## Complete System



### Surface Preparation

Art. no. 9067

Bottle 1 L

Extremely effective surface cleaner, with ingredients that remove grease, polishing compounds, wax residues and other contaminants as well as special additives that help to promote the adhesion of Colad Ceramic Protection.



### Ceramic Protection

Art. no. 9068

1 x 38 ml Ceramic Coating  
1 x Microsuede Applicator Pad  
1 x User Manual



### Microfiber Polishing Cloths

Art. no. 8800

Very smooth cloths to clean rests of polishing material and puts the finishing touch to the surface.