

Entry Standard monitor

System specifications

Power over Ethernet (PoE)	Yes - IEEE 802.3af class 0
Ethernet bandwidth requirement	1Mb/s multicast per panel during call
Monitors per system	≤1000
TCP/IP Ethernet extension limit	100m/328ft
Cable type	CAT5
Current consumption	2.6 W (Average) 3.2 W (Max)

Hardware features

Audio system	Full Duplex
Screen	Colour LED , capacitive Touch screen
Screen size	4.3",16:9
Screen resolution	480 x 272
Door bell input	2 wire, 8v illumination supported
LED status indicator	RGB LED Answer call - Green Open door- Flashing Green Doorbell - Blue Missed calls & Messages - Red
Back lighting colour	White
Action buttons	Yes
Sounder beacon relay	Yes, 2A
Line out for T-loop antenna	Yes

Software features

Selectable ringtones	Yes
Do Not Disturb function	Yes
Call snapshot	Yes
Built in help menu	Yes
'View video' mode	Yes
Concierge compatible	Yes

Environment

Operating Temperature	-0°C - +49°C +32°F - +120°F
Moisture resistance	No
Vandal Resistance	Low
Surface mount	Yes
Backbox compatibility	UK, Euro, USA

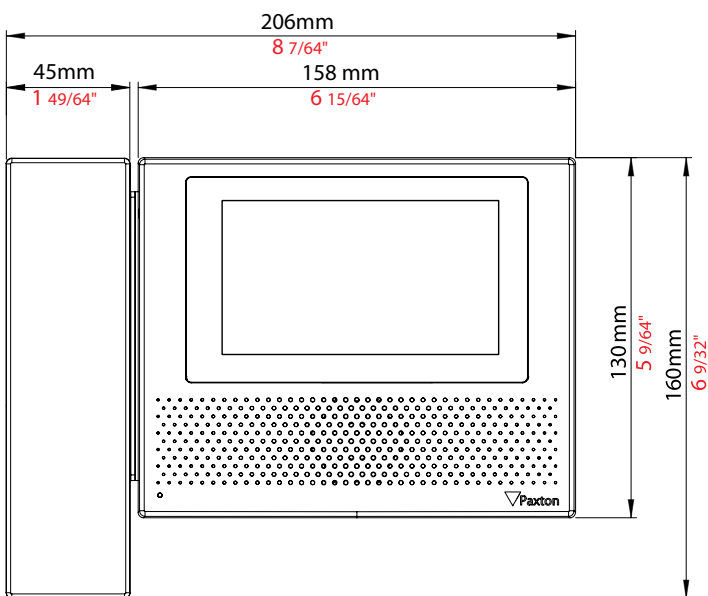
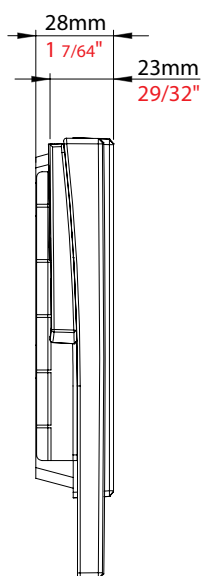
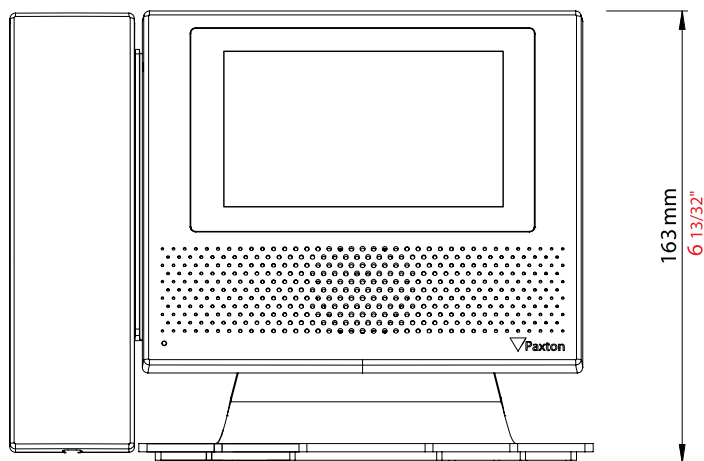
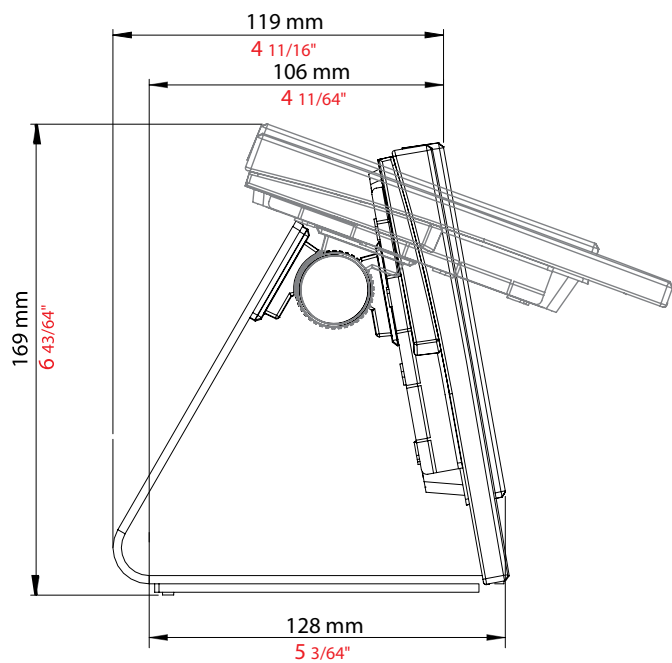
Accessories

Desktop stand	Optional
---------------	----------



Entry is a door entry system that works standalone or alongside either of Paxton's access control systems, Net2 or Paxton10. Combining door entry with the key features of Net2 and Paxton10. Entry consists of 3 components that auto-detect on set up; external panel, interior monitor and door control unit. Entry is a plug and play solution that comes with a range of panel and monitor options and is suitable for a wide variety of sites.

The 2nd generation Entry Standard monitor comes either with or without a handset, and can be wall or desk mounted. Entry components simply interconnect using Cat5 or standard RJ45 terminated patch cables. Entry can also utilise existing network infrastructure for simple installation. PoE technology runs power and data along the same cable to avoid the need for separate power supplies. A visitor initiates a video call via the bell button on the external panel. Visitor access can be granted via the Entry Standard monitor, which features an intuitive capacitive touchscreen user interface.



Sales codes

Entry Standard monitor	337-280
Entry Standard monitor - with handset	337-282

Accessories

Entry monitor - desktop stand	337-294
-------------------------------	---------

