

Eximo Range - BS EN1125

PL803N

Single Door Panic Latch



ASSA ABLOY

Application:


- For doors in buildings accessed by the public where panic can be foreseen
- Suitable for push face of outward opening doors
- Fixings to suit timber or metal doors

Specification:

- **Non-handed** for maximum flexibility
- Anti-vandalism - **push bar retained in handles**
- Downward pressure at any point on bar withdraws the latch ensuring immediate release of door
- Bar can be cut to size to suit door dimensions
- Bolt projection: 14mm
- Complete with signage and pictorial fixing instructions
- Compatible with UNION OAD805N Outside Access Device
- Max. Door Width: 1300mm
- Max. Door Height: 2440mm
- Max. Door Mass: 200kg

Finish:

- SIL - Silver (RAL 9006)



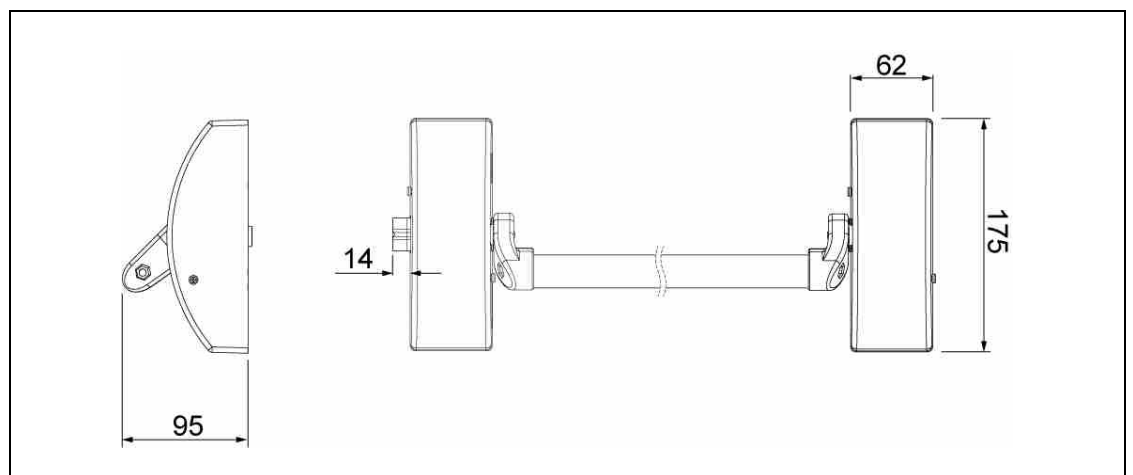
Standards:

- CE marked to BS EN 1125 (CE mark not valid if door exceeds measurements given)
- Included in fire tests to BS EN 1634-1

3	7	6	B	1	3	2	2	A	A
---	---	---	---	---	---	---	---	---	---
- Signage as required by BS EN 1125 annex A19, coloured green & white as detailed in BS 5499



Technical Design:



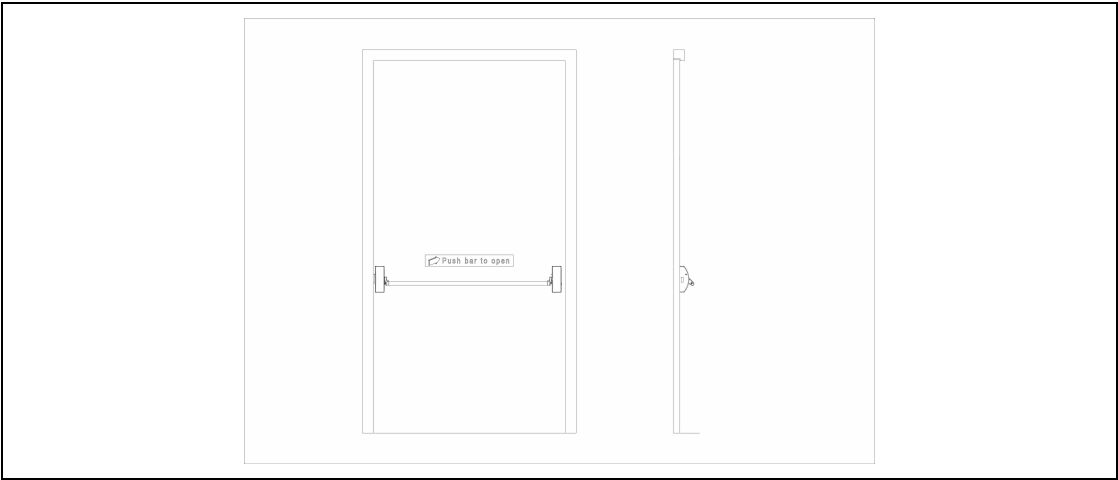
Eximo Range - BS EN1125

PL803N

Single Door Panic Latch



ASSA ABLOY



Variants:

J-PL803N-SIL-W	Single Door Panic Latch, Timber Fixings, Silver Finish
J-PL803N-SIL-M	Single Door Panic Latch, Metal Fixings, Silver Finish