

# ERA

## Padlocks and Locking Bars

PROFESSIONAL

### Maximum Security Padlocks

SHED, GARAGES,  
GATES & OTHER



### Features

- Hardened steel lock body with Molybdenum hardened shackle
- Molybdenum stainless steel used in the manufacture of missiles, air crafts and within the power industry, gives the padlocks a smooth surface finish and enhanced corrosion resistance
- Hardened steel shackle, protects it from sawing and cutting
- Dual stainless steel ball locking ensures the shackle is protected against potential pull attacks
- Rekeyable and changeable cylinder with anti drill sliding plate
- 5 double pin cylinder with magnetic pin for ultimate anti-pick, anti-bump and anti-drill resistance
- If attacked, a security pin automatically triggers blocking the cylinder cam preventing unlawful entry
- With a unique key specific to your cylinder, it is registered to your the property to protect against unwanted key duplication
- Additional or replacement keys can be obtained from a qualified locksmith
- Suites to professional cylinder and padlock range
- Easy to understand visual ERA security rating system. Number within the padlock symbol indicates the security rating and the chart demonstrates how the products security rating compares to other products within the range
- Retail boxed packaging
- Professional range available in 60mm long, extra long and closed shackle version; and 89mm rectangular shutter lock



89mm Rectangular Shutter Lock



60mm Long Shackle version



60mm Extra Long Shackle version



60mm Closed Shackle version

10  
YEAR

Mechanical  
Guarantee

t  
Timber



Bumping



Picking



Drilling



Secured by  
Design



TS007  
KM553031



Diamond  
Grade

## Maximum Security Padlocks

### Ordering Details

#### Product

#### Professional Padlock Range

W	H	T	X	Y	D	Part No.
<b>Maximum Security 60mm Long Shackle Padlock</b>						
60	53	32	50	31	11	IP-60PROL-BX
<b>Maximum Security 60mm Extra Long Shackle Padlock</b>						
60	53	32	76	32	11	IP-60PROXL-BX
<b>Maximum Security 60mm Closed Shackle Padlock</b>						
60	61	32	27	23	11	IP-60PROC-BX
<b>Maximum Security 89mm Rectangular Shutter Lock</b>						
89	61	34	16.2	27	11.1	IP-89PROR-BX

### Material Specification

Lock Case:	Hardened steel lock body
Shackle:	Molybdenum hardened steel

### Packaging

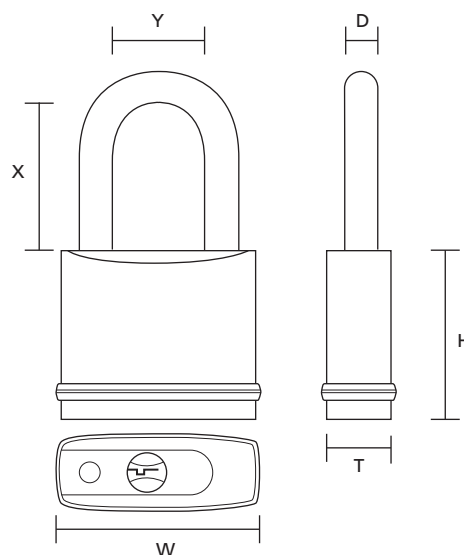
#### Padlock

1 padlock per individual retail box, 5 per inner box

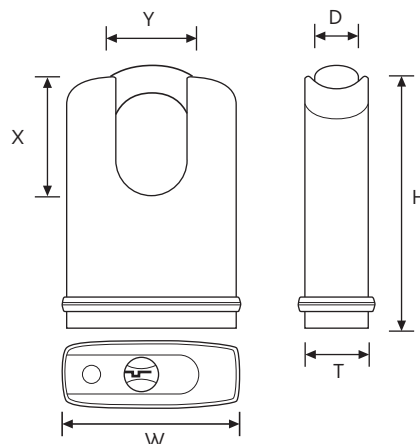
### Maintenance

Use a moist cloth only. Lubrication may occasionally be required with a small amount of proprietary lubricant (not oil).

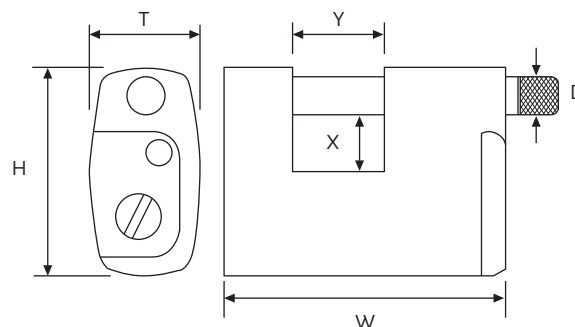
60mm Maximum Security Padlock



60mm Maximum Security Closed Shackle Padlock



89mm Rectangular Shutter Lock



All dimensions are in mm.

ERA reserves the right to change specification without notice.

It is the responsibility of the manufacturer to ensure that the finished product meets any required safety and performance specification.