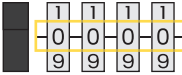
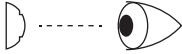





# 4 Wheel Black Combination Key Safe Instructions







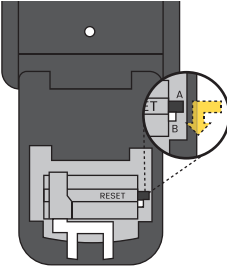

Always look straight on at the numbers on the dials, otherwise you could misalign them with the reference line - this could cause the lock to jam.





Open shutter.



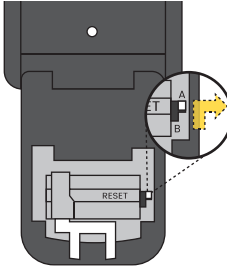

Enter code (default 0-0-0-0), move lever down to open door.



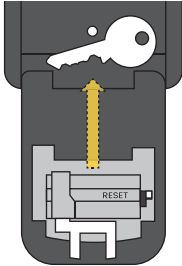

Slide lever from A to B.





Set desired new code.





Slide lever from B to A.



Place item and close door.



Jumble numbers.



Close shutter