

### Sash Pull Handle



### Features


- **Sturdy feel**  
Solid die cast zinc construction
- **Easy to grip**  
Sculptured ergonomic design
- **Perfectly matching hardware**  
Supplied with colour coordinated screws that perfectly matches to the Sash Pull Handle
- **Designed for PVCu, Timber and Aluminium sliding windows**  
To suit all window materials, we have a range of different keeps to suit specific profiles
- **Available in the complete range of Hardex finishes**  
Perfectly matching to the full Fab&Fix range of products




Hardex  
Chrome




Hardex  
Satin




Hardex  
Graphite



Hardex  
Bronze



Hardex  
Gold



Antique  
Black



White



Black

### Sash Pull Handle

#### Ordering Details

**Product** **Part No.**

#### Finish

Hardex Chrome	VHBHHC01
Hardex Bronze	VHBHHB01
Hardex Gold	VHBHHG01
Hardex Graphite	VHBHGR01
Hardex Satin	VHBHSA01
Antique Black	VHBHAB01
White	VBHBWH01
Black	VHBHBK 01

#### Technical Information

##### Corrosion Resistance

Meets the requirements of BS EN 1670:2007 Grade 5 (480 hours)

#### Material Specification

Sash Pull Handle: Zinc Die Cast

Coatings: Hardex Chrome, Hardex Bronze, Hardex Gold, Antique Black, Hardex Graphite, White and Black.

#### Packaging

**Sash Pull Handle:** Individually bagged, 100 per box

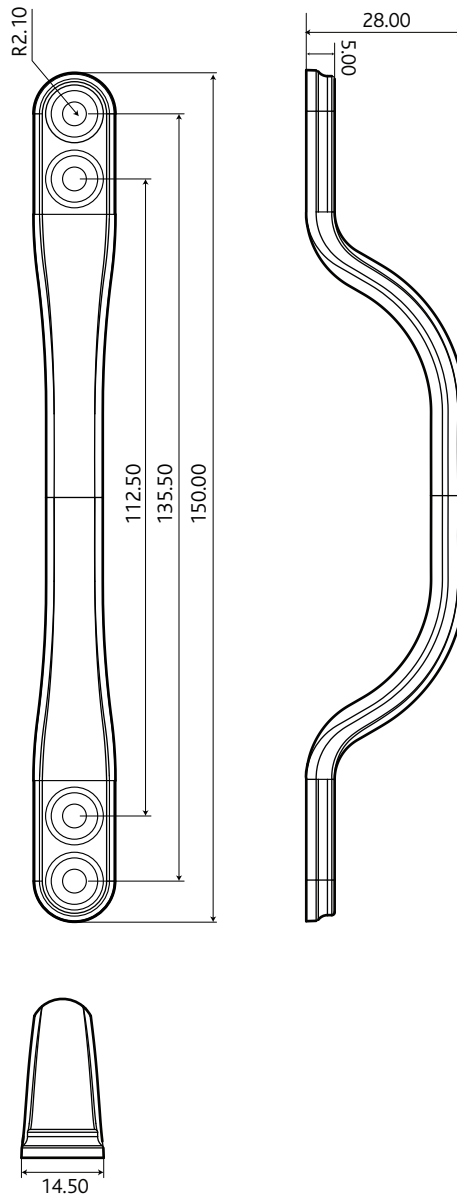


Diagram not to scale.

All dimensions are in mm and are nominal.

Fab&Fix reserves the right to change specification without notice. It is the responsibility of the window manufacturer to ensure that the finished product meets any required safety and performance specification.