

# RECTUS SERIES 25





## Brass/Steel Low Pressure Quick Release Couplings, Nominal Diameter 7.8 = 48mm<sup>2</sup>

Universal industrial coupling with standard European profile. Coupling system with single-hand operation. High flow valve for optimum flow and low pressure drop. The series stands out for its robust design and long service life even with the harshest use. Series 25 with additional end connections available on request.

**Working Temperature:**  
 -20°C up to +100°C (NBR) depending on the medium.  
 For temperatures below -20°C and over +100°C and depending on the medium, other seal variants (FKM, EPDM, FFKM) are available.

**Working Pressure:**  
 35 bar  
 Series KA: maximum static working pressure with design factor 4 to 1.



### Series 25KA

**Interchangeability:**

- Rectus 26
- Rectus 1600/1625
- Cejn 320
- JWL 520 + JWL 530
- Various German products

**Material:**

- Coupling: brass/steel nickel plated
- Plug: steel zinc plated or brass
- Seals: NBR

**Technical Description:**

- Connecting force 0 bar: 40 N
- Connecting force 6 bar: 120 N
- Vacuum coupling: 96%
- Available on request with O-ring seal for vacuum when coupled

**Features:**

- Brass coupling and plug for use with water
- Robust coupling system with steel sleeve

### Series 25KB

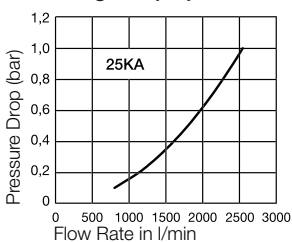
**Material:**

- Coupling: brass nickel plated
- Plug: brass nickel plated
- Seals: NBR

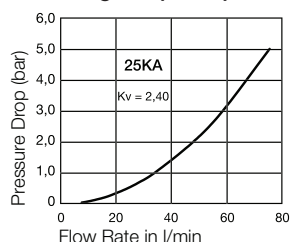
**Technical Description:**

- Dead space volume: 1.5 ml
- Connecting force 0 bar: 40 N
- Connecting force 6 bar: 120 N
- Vacuum coupling: 96%
- Vacuum plug: 96%
- Available on request with O-ring seal for vacuum when coupled

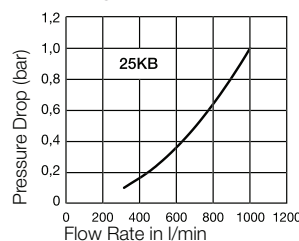
**Flow Diagram (Air)**



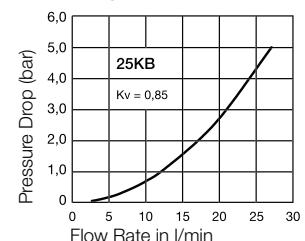
**Flow Diagram (Water)**



**Flow Diagram (Air)**

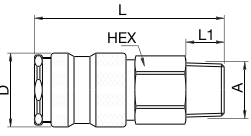
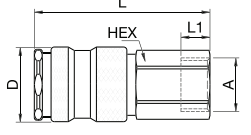
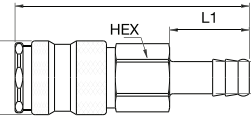
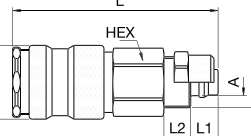
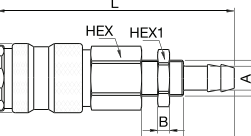
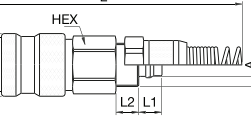


**Flow Diagram (Water)**



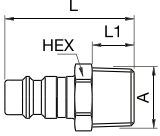
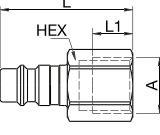
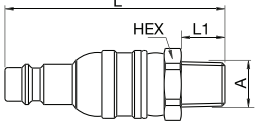
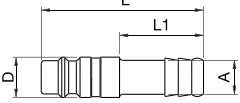
# Couplings, with Valve

# Series 25KA

	Connection A	HEX mm	HEX1 mm	L mm	L1 mm	L2 mm	D mm	B mm	G mm	Version	Part Number
 <p>Male Thread</p>	R 1/4	19		60	12		23				25KAAK13MPN
	R 3/8	19		60	12		23				25KAAK17MPN
	R 1/2	22		61	17		23				25KAAK21MPN
	M 14 x 1,5	19		59	10		23				25KAAD14MPN
	M 16 x 1,5	19		60	11		23				25KAAD16MPN
 <p>Female Thread</p>	G 1/4	19		56	10		23				25KAIW13MPN
	G 3/8	19		55	9		23				25KAIW17MPN
	G 1/2	24		58	12		23				25KAIW21MPN
 <p>Hose Barb</p>	6 mm	19		74	25		23				25KATF06MPN
	8 mm	19		74	25		23				25KATF08MPN
	9 mm	19		74	25		23				25KATF09MPN
	10 mm	19		74	25		23				25KATF10MPN
	13 mm	19		74	25		23				25KATF13MPN
 <p>with Plastic Hose Connection</p>	6 x 8 mm	19		61	7	6	23		M 12 x 1		25KAKO08MPN
	9 x 12 mm	19		65	9	8	23		M 16 x 1		25KAKO12MPN
 <p>Panel Mount with Hose Barb</p>	6 mm	19	17	76	17	10	23	4	M 12 x 1		25KATS06MPN
 <p>Plastic Hose Connection with Spring Guard</p>	6 x 8 mm	19		144	7	6	23		M 12 x 1		25KAKK08MPN

# Plugs, without Valve

# Series 25KA

	Connection A	HEX mm	HEX1 mm	L mm	L1 mm	L2 mm	D mm	B mm	G mm	Version	Part Number
 <p>Male Thread</p>	R 1/8	13		33	9						25SFAK10SXZ
	R 1/4	14		36,5	12						25SFAK13SXZ
	R 3/8	17		37	12						25SFAK17SXZ
	R 1/2	22		43	17						25SFAK21SXZ
 <p>Female Thread</p>	G 1/8	14		30	5						25SFIW10SXZ
	G 1/4	17		38,5	12						25SFIW13SXZ
	G 3/8	19		39,5	12						25SFIW17SXZ
	G 1/2	24		44	14						25SFIW21SXZ
 <p>Flex Joint, Male Thread</p>	R 1/4	17		64	11					nickel plated	25FAAK13SPN
 <p>Hose Barb</p>	6 mm			48	25		12				25SFTF06SXZ
	8 mm			48	25		12				25SFTF08SXZ
	9 mm			48	25		12				25SFTF09SXZ
	10 mm			48	25		12				25SFTF10SXZ
	13 mm			48	25		15				25SFTF13SXZ