

# Super-rapid fittings for plastic tubes Series 6000


Sprint®

Tube external  $\varnothing$ 4, 5, 6, 8, 10, 12, 14 mm  
Connections M5, G1/8, G1/4, G3/8, G1/2  
R1/8, R1/4, R3/8, R1/2

4

CONNECTION

Sprint®

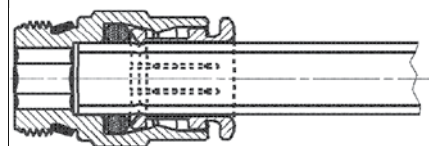


Super-rapid fittings are available in 32 different models. Connection and disconnection of the tube, can be repeated multiple times and can be performed using one hand and without the use of tools. The sealing ring (O-ring) can be easily replaced if it is damaged or should the rubber compound from which it is made wear with time.

## GENERAL DATA

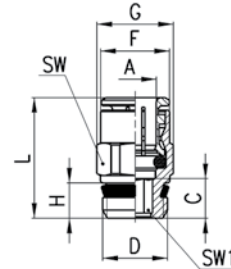
<b>Material</b>	body and collet brass OT58 nickel - plated, O - Ring NBR sealing PTFE/NBR/PA
<b>Threads</b>	GAS conical ISO 7 (BSPT) GAS cylindrical ISO 228 (BSP) M5-M6 and metric available on request NPT on request
<b>Pressure</b>	min. -0,8 - max. 16 bar (see tubes)
<b>Tube to connect</b>	Rilsan ,polyamide 6 - 11 -12, polyethylene, polyurethane
<b>Diameters</b>	$\varnothing$ 4 mm. + $\varnothing$ 14 mm.
<b>Fluid</b>	compressed air (for other types of fluid, contact our engineers)
<b>Temperature</b>	-10°C + 60°C (see data for tubing used)

## Fitting with connecting tube



Fittings Mod. S6510

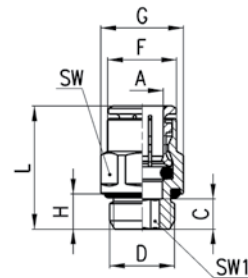
Sprint®.



DIMENSIONS									
Mod.	A	D	C	F	G	H	L	SW	SW1
S6510 4-1/8	4	G1/8	3,8	8,8	13,2	5,5	18	12	2,5
S6510 4-1/4	4	G1/4	5,5	8,8	15,2	7	19,5	14	2,5
S6510 5-1/8	5	G1/8	3,8	9,8	13,2	5,5	19	12	3
S6510 5-1/4	5	G1/4	5,5	9,8	15,2	7	20	14	3
S6510 6-1/8	6	G1/8	6	11,7	13,2	5,5	22	12	4
S6510 6-1/4	6	G1/4	5,5	11,7	15,2	7	21	14	4
S6510 8-1/8	8	G1/8	7,5	13,7	15,2	5,5	25	14	5
S6510 8-1/4	8	G1/4	6,5	13,7	15,2	7	24	14	6
S6510 8-3/8	8	G3/8	6	13,7	20,5	8	23,5	19	6
S6510 10-1/4	10	G1/4	8,3	15,4	18,5	7	28,5	17	7
S6510 10-3/8	10	G3/8	5,3	15,4	20,5	8	25,5	19	8
S6510 10-1/2	10	G1/2	4,8	15,4	24,5	9	25	22	8
S6510 12-1/4	12	G1/4	10,3	18,3	20,5	7	29,5	19	7
S6510 12-3/8	12	G3/8	9,3	18,3	20,5	8	28,5	19	9
S6510 12-1/2	12	G1/2	5,8	18,3	24,5	9	25	22	10
S6510 14-3/8	14	G3/8	10,3	20,5	24,5	8	30,5	22	9
S6510 14-1/2	14	G1/2	6,3	20,5	24,5	9	26,5	22	12
S6510 16-1/2	16	G1/2	9	23,5	26,5	9	32	24	-
S6510 16-3/4	16	G3/4	3,5	23,5	27,3	9	26,5	24	-

Fittings Mod. 6512

With O-Ring assembled.



DIMENSIONS									
Mod.	A	D	C	F	G	H	L	SW	SW1
6512 4-M5	4	M5	6	7,8	8,8	4	20	8	2
6512 4-M6	4	M6	6,5	8,8	9,9	4,5	20,5	9	2,5
6512 4-1/8	4	G1/8	5	8,8	13,5	6	19	12	2,5
6512 4-1/4	4	G1/4	6,5	8,8	16,4	7	20,5	15	2,5
6512 5-M5	5	M5	6	8,8	9,9	4	21	9	2
6512 6-M5	6	M5	6	11,7	13,2	4	22	12	2
6512 6-1/8	6	G1/8	5	11,7	13,5	6	21	12	4
6512 6-1/4	6	G1/4	6	11,7	16,4	7	22	15	4
6512 8-1/8	8	G1/8	8,5	13,7	15,2	6	26	14	5
6512 8-1/4	8	G1/4	7	13,7	16,4	7	24,5	15	6
6512 8-3/8	8	G3/8	6,5	13,7	20,5	7	23	19	6
6512 10-1/4	10	G1/4	9,8	15,4	18,5	7	30	17	7
6512 10-3/8	10	G3/8	5,3	15,4	20,5	7	24,5	19	8
6512 12-1/4	12	G1/4	10,5	18,3	20,5	7	29,5	19	7
6512 12-3/8	12	G3/8	5,8	18,3	20,5	7	24	19	9