

# Pipe/Tube Cutting & Preparation



## Pipe/Tube Cutting & Preparation

- Wide selection from a single source.
- Durable designs.
- Exclusive features for maximum productivity.



Type	No. of Models	Pipe Capacity		Page
		in.	mm	
<b>Pipe Reamers</b>				
Reamers	4	¼ - 4	8 - 100	3.2
<b>Pipe Cutters</b>				
Heavy-Duty	7	½ - 6	3 - 150	3.2
4-Wheel	2	¾ - 4	20 - 100	3.3
Wide Roll	1	½ - 2	3 - 50	3.3
Hinged	11	2 - 12	50 - 300	3.3
Soil Pipe	5	1½ - 8	40 - 200	3.4
Replacement Cutter Wheels	21	-	-	3.5
<b>Power Pipe Cutting</b>	4	2½ - 12	65 - 300	3.6
<b>Copper / Stainless Cut &amp; Prep</b>	1	½ - 2	12 - 60	3.8
<b>Tubing Cutters</b>	33	⅛ - 6⅝	3 - 171	3.10
<b>Replacement Cutting Wheels</b>	21	⅛ - 6⅝	3 - 171	3.13
<b>Plastic and Multilayer Cutters</b>	8	⅛ - 2⅜	3 - 60	3.14
<b>Reamers, Deburring Tools</b>	7	¼ - 4	6 - 100	3.17

# Pipe Reamers



## Pipe Reamers

- Model 2-S Spiral Ratchet Reamer – Self-feeding spiral design for extra-fast and easy hand reaming. Model 2-S Reamer is not suitable for power reaming.
- Models 2 and 3 Ratchet Reamers – Long taper design will not dig in. Suitable for use with power drives.
- Model 254 Spiral Ratchet Reamer – Hollow center reduces weight. Large pressure plate. Hardened alloy steel cone removable for sharpening. Not suitable for power reaming.

Catalog No.	Model No.	Description	Capacity		Weight		Std. Pack	Replacement Cone Cat. No.
			in.	mm	lb.	kg		
34955	2-S	Spiral Reamer	¼ - 2	6 - 50	7¼	3,3	1	35020
34945	2	Straight Reamer	½ - 2	3 - 50	7	3,2	1	34975
34950	3	Straight Reamer	¾ - 3	9 - 75	11½	5,2	1	35090
34960	254	Spiral Reamer	2½ - 4	62 - 100	14	6,4	1	35135

Note: All reamers include handle.

# Pipe Cutters

## Pipe Cutter Selection

Pipe Cutter Selection		Cutters									
		Heavy-Duty		4-Wheel		Wide-Roll		Hinged		Soil Pipe	
		Page 3.2		Page 3.3		Page 3.3		Page 3.3		Page 3.4	
Material / Diameter	Steel / Stainless	✓	½" - 6" (3 - 150 mm)	✓	¾" - 4" (20 - 100 mm)	✓	½" - 2" (30 - 50 mm)	✓	2" - 12" (50 - 300 mm)	—	—
	Heavy-Wall Steel	✓		✓		✓		✓		—	
	Cast Iron	—	—	—	—	—	—	—	—	✓	1½" - 8" (40 - 200 mm)

## Heavy-Duty Pipe Cutters

- Fast, clean pipe cutting by hand or power.
- Extra-long shank protects adjustment threads, while an extra-large handle is provided for quick, easy adjustment.
- Can be converted to 3-wheel cutter by replacing rollers with cutter wheel. The 2A and 4S models can be ordered as a 3-wheel model for use in areas where a complete turn is not possible.
- Second handle on 3-S, 4-S and 6-S models make two-man leverage possible on large pipe sizes.



Catalog No.	Model No.	Pipe Cutter Description	Pipe Capacity* Nominal Size		Weight	
			in.	mm	lb.	kg
32810	1-A	Heavy-Duty	½ - 1¼	3 - 32	6½	3,0
32820	2-A	Heavy-Duty	½ - 2	3 - 50	7	3,2
32825	2-A	2-A 3-Wheel Heavy-Duty	½ - 2	3 - 50	7	3,2
32830	3-S	Heavy-Duty	1 - 3	25 - 80	15	6,9
32840	4-S	Heavy-Duty	2 - 4	50 - 100	18	8,2
32845	4-S	4-S 3-Wheel Heavy-Duty	2 - 4	50 - 100	18	8,2
32850	6-S	Heavy-Duty	4 - 6	100 - 150	22	10,0

\* Pipe capacity = maximum nominal diameter of steel pipe



#### 4-Wheel Pipe Cutters

- Designed for work in areas where a complete turn is impossible.
- Model 42-A has a short handle for use in confined areas.
- Second handle on Model 44-S makes two-man leverage possible for large pipe sizes.
- Both models are equipped with four heavy-duty wheels.

Catalog No.	Model No.	Pipe Cutter Description	Pipe Capacity** Nominal Size		Weight	
			in.	mm	lb.	kg
32870	42-A	Heavy-Duty 4-Wheel	¾ - 2	20 - 50	6¾	3,1
32880	44-S	Heavy-Duty 4-Wheel	2½ - 4	65 - 100	20	9,1



#### Wide-Roll Pipe Cutter

- Featuring extra-wide rolls, this cutter is especially designed for use with power drives.
- The wide rolls provide for true tracking and cleaner cuts.

Catalog No.	Model No.	Pipe Cutter Description	Pipe Capacity** Nominal Size		Weight	
			in.	mm	lb.	kg
32895	202	Heavy-Duty Wide Rolls	½ - 2	3 - 50	8	3,5



#### Hinged Pipe Cutters

- Designed for rapid cutting of 2" (50 mm) to 12" (300 mm) steel pipe, heavy-wall steel pipe and cast-iron pipe.
- The 11 models operate with minimal cutter rotation as necessary for tight quarters.
- Second handle included for 466, 472 and 468 makes two-man leverage possible for large pipe sizes.

Catalog No.	Model No.	Pipe Cutter Description	Pipe Capacity** Nominal Size		Weight	
			in.	mm	lb.	kg
73162	424-S*	For Steel Pipe	2 - 4	50 - 100	13½	6,0
74227	424-CI	For Cast/Ductile Iron	2 - 4	50 - 100	13½	6,0
90995	466-D	For SML Pipe	3 - 6	80 - 150	29	13,0
83080	466-S*	For Steel Pipe	4 - 6	100 - 150	28½	13,0
83085	466-HWS*	For Heavy-Wall Steel Pipe	4 - 6	100 - 150	28½	13,0
74685	466-CI	For Cast-Iron Pipe	4 - 6	100 - 150	28½	13,0
83145	468-S*	For Steel Pipe	6 - 8	150 - 200	33	15,0
83150	468-HWS*	For Heavy-Wall Steel Pipe	6 - 8	150 - 200	33½	15,2
74700	468-CI	For Cast-Iron Pipe	6 - 8	150 - 200	33½	15,2
83165	472-S*	For Steel Pipe	8 - 12	200 - 300	41½	19,0
83170	472-HWS*	For Heavy-Wall Steel Pipe	8 - 12	200 - 300	42	19,1
74710	472-CI	For Cast-Iron Pipe	8 - 12	200 - 300	42	19,1

\* Furnished with X-tra sharp wheel for up to 40% faster cutting.

\*\*Pipe capacity = maximum nominal diameter of steel pipe

# Soil Pipe Cutters



## No. 226 In-Place Soil Pipe Cutter

- The RIDGID Model 226 In-Place Soil Pipe Cutter is a compact, lightweight tool designed to cut hub 1½" (40 mm) to 6" (150 mm) and No-Hub® soil pipe in tight quarters.
- Only 17" (43 cm) long, the Model 226 is perfect for cutting cast iron, cement and clay pipe where space is limited.
- The Model 226 is especially suited for against-the-wall and other tight quarter applications.
- From the Model 226's compact design to its unique chain latching mechanism, every feature has been engineered for maximum productivity.



## No. 246, 246S, 246L & 248 Soil Pipe Cutters

- Model 246 soil pipe cutters cut 2" (50 mm) to 12" (300 mm) clay, cast-iron or cement pipe.
- Ratchet-action handle parallel to pipe allows for application in minimum width trenches.
- Complete with hand guard to protect operator's knuckles when cutting.
- Model 248 has larger diameter cutting wheels and a longer handle. Designed to cut up to 18" (450 mm) concrete / clay pipe.



## No. 228 Soil Pipe Assembly Tool

- Handles all 1½" (40 mm) to 8" (200 mm) gasketed soil pipe without extra, loose attachments.
- Easy assembly of Y, tee and elbow fittings, as well as straight lengths from any angle.
- Slim, compact design lets one man assemble even large sizes quickly and easily.
- Removal of handle facilitates vertical and overhead pipe assembly.

### Ordering Information

Catalog No.	Model No.	Description	Capacity		Weight		Std. Pack	Replmt. Chain Cat #
			in.	mm	lb.	kg		
69982	226	In-Place Soil Pipe Cutter	1½ - 6	40 - 150	18	8,2	1	33670
32900	246	Soil Pipe Cutter	1½ - 6	40 - 150	25	11,3	1	34575
14991	246S	Soil Pipe Cutter	2 - 8	50 - 200	26	12	1	1*
10531	246L	Soil Pipe Cutter	2 - 12	50 - 300	33	15	1	2*
62797	248	Soil Pipe Cutter	2 - 18	50 - 450	42	19	1	63287
32905	228	Soil Pipe Assembly Tool	1½ - 8	40 - 200	22¾	10,3	1	-

1\* = 34575 + 2 x 34570 / 2\* = 2 x 34575



# Power Pipe Cutters



## Power Pipe Cutter / Model 258

### 2½" (65 mm) to 8" (200 mm) Diameter Pipe

The RIDGID Model 258 Power Pipe Cutter cuts 2½" (65 mm) to 8" (200 mm) schedule 10\*/40 steel pipe, galvanized pipe, rigid conduit, etc. at the job site or in the shop. Powered by the RIDGID No. 700 Power Drive, the 258 is a displacement cutter that provides square cuts. The operator controls the feeding rate by pumping the hydraulic foot pump throughout the operation. A square cut with minimal burr on either 6 m or nipple lengths of pipe is achieved quickly\*\* without abrasive dust, sparks, or open flame. Also, the RIDGID Pipe Roller for beveling can be used to rotate the pipe while a second operator uses a grinder to bevel the pipe. Some of the 258 advantages are:

- Square cut 6 m or nipple lengths of pipe without effort.
- Easily cuts by displacing instead of removing pipe material.
- No abrasive dust, dangerous sparks, or open flame.
- Quickly cuts steel pipe with minimal burr.
- Great for cutting pipe for groove joining.
- Heavy-duty design is perfect for field or shop use.
- Adaptable for beveling.

### Specifications

- Cutting Capacity: 2½" (65 mm) to 8" (200 mm) schedule 10\*/40 steel pipe.
- Model 700 Power Drive (included with Cat No. 17871 and 17881).
- Power Drive RPM: 26-30 (no load).
- Weight: 105 lbs. (48 kg) (excludes No. 700 Power Drive, see page 4.15).

### Standard Equipment

- One RIDGID 774 Square Drive Adapter.
- One 8½" (215 mm) HD Cutter Wheel Assembly.
- One Hydraulic Ram and Foot Pump.
- Two 2½" (65 mm) to 12" (300 mm) Ball Transfer Pipe Supports.

\*Use the thin wall cutter wheel for best results.

\*\*Cutting time varies with pipe schedule and diameter.

Note: Model 258 is not recommended to cut cast iron pipe.

For optimum wheel life always properly support the work piece with ball transfer pipe supports (see accessories on page 3.7).



Model 700 ready for mounting on Model 258 Unit, see page 4.15



Model 258 with Pipe Roller in use for beveling. Two operators are recommended for this operation



Model 258 Pipe Cutter with No. 700 Power Drive in use for cutting

**(TOOLTIP)** Do not overfill the hydraulic pump on power pipe cutters. Excess oil will purge out of seals on pump and ram.



## Power Pipe Cutter / Model 258XL 8" (200 mm) to 12" (300 mm) Diameter Pipe

The RIDGID 258XL offers 8" (200 mm) to 12" (300 mm) diameter pipe cutting capacity. Utilizing displacement type cutter wheel technology, the design enables larger diameter pipe to be cut to length. The 258XL also uses the RIDGID 700 Power Drive to rotate the heavy-duty cutter wheel. Now one person can easily square cut 12" schedule 40 pipe in minutes.

### Specifications

- Cutting Capacity: Model 258XL: 8" (200 mm) to 12" (300 mm) schedule 10\*/40 steel pipe.
- Model 700 Power Drive (not included) RPM: 26 - 30 (no load).
- Weight: 140 lbs. (63 kg) (excludes No. 700 Power Drive, see page 4.15).

### Standard Equipment

- One RIDGID 774 Square Drive Adapter.
- One 8½" (215 mm) H-D Cutter Wheel Assembly.
- One Hydraulic Ram and Foot Pump.
- Two 2½" (65 mm) to 12" (300 mm) Ball Transfer Pipe Supports.

\*Use the thin cutting wheel for best results.

Note: For optimum wheel life properly support the work piece with standard ball transfer pipe supports (see below).

Catalog No.	Model No.	Description	Capacity Inches			Weight		Std. Pack
			Max. Wall Thickness mm			lb.	kg	
			Steel 8,2	PVC 12,7	Copper 3,1			
50767	258	Pipe Cutter	2½ - 8"	2½ - 8"	2½ - 6"	105	48	1
17871	258 / 700	258 Cutter with No. 700, 230V	2½ - 8"	2½ - 8"	2½ - 6"	125	57	1
17881	258 / 700	258 Cutter with No. 700, 115V	2½ - 8"	2½ - 8"	2½ - 6"	125	57	1
58227	258-XL	Pipe Cutter	8 - 12"	—	—	145	66	1



Ball Transfer Pipe Support

Transport Cart



Pipe Roller For Beveling  
(Model 258 Only)

### Accessories

Catalog No.	Model No.	Description	Weight	
			lb.	kg
66687	—	8½" (215 mm) H-D Cutter Wheel Assembly (includes HD Cutter Wheel, hub w/pins, cover plate)	13	5,9
50812	E-258	8½" (215 mm) H-D Cutter Wheel only	2	0,9
58222	E258-T	8½" (215 mm) Thin Wall Cutter Wheel Only (PVC and Steel)	2	0,9
54397	—	Transport Cart	24	11,0
60002	258PS	Ball Transfer Pipe Support 2½" (65 mm) to 12" (300 mm)	21	9,5
60007	—	Replacement Ball Transfer Head Set	5½	2,5
61757	—	Pipe Roller for Beveling (for Model 258 only)	13	5,9

**(TOOLTIP)** When using 258 and 258XL pipe cutters with long lengths of pipe, it is especially important to properly support the pipe to prevent cutter wheel damage. Extra pipe supports may be needed and the work area must be level.

# Copper & Stainless Steel Cutting Prep Machine



## Model 122 Capacity

- ½" (12 mm) to 2" (50 mm).

This machine is designed to cut, clean, ream, and debur copper and stainless steel tubing and fittings quickly and professionally. Weighing only 23 kg and possessing a conveniently located carrying handle, the Model 122 is ideal for transport directly to the job site. Rugged cast aluminum housing and powerful 360 W induction motor assure long life.

## Features

- Powerful, 230 V, 360 W induction motor drives rollers at 450 RPM.
- Rugged O.D. cleaning brush cleans tubing quickly with minimal effort.
- Core reamer easily removes turbulence-causing burrs.
- Cutting handle adjusts to accommodate different tubing sizes.
- Copper cutter wheel tested to over 10,000 cuts.
- Guide rollers ensure a straight cut with no tracking.
- Large carrying handle for easy transport to the job site.
- Built-in ½" (12 mm) incremental scale for quick, easy measuring.
- Fitting brush kit includes six brushes, storage rack and collet.

## Technical Specifications

- Motor: 230 V, 360 W, Induction Motor.
- Roller Speed: 450 RPM.
- Switch: Toggle On/Off.
- Reamer: Single Flute Cone, ½" (12 mm) to 2" (50 mm).
- Cutter Wheel: Model 2191 HD Wheel.

## Standard Equipment

- One O.D. Cleaning Brush.
- One Core Reamer.
- One Fitting Brush Storage Kit.



The heavy-duty O.D. Cleaning Brush cleans the outside diameter of ½" or 2" (12 - 54mm) tubing quickly and easily



The Inner Reamer removes turbulence-causing burrs quickly and effortlessly



The optional fitting brush attachments can be used to clean fittings fast



The optional Debur Disk is used to grind the O.D. edge to help with tight fittings

Catalog No.	Model No.	Description	Weight	
			lb.	kg
96362	122	Stainless Steel / Copper Tube Cutting Machine	50	22,68






## Accessories

Catalog No.	Model No.	Description	Weight	
			lb.	kg
93717	—	½" Fitting Brush for 12 mm (3 Per Pack)	½	0,24
93722	—	¾" Fitting Brush for 18 mm (3 Per Pack)	½	0,26
93727	—	1" Fitting Brush for 25 mm (3 Per Pack)	¾	0,27
93732	—	1¼" Fitting Brush for 32 mm (3 Per Pack)	¾	0,29
93737	—	1½" Fitting Brush for 40 mm (3 Per Pack)	1¾	0,77
93742	—	2" Fitting Brush for 50 mm (3 Per Pack)	1¾	0,79
94682	—	O.D. Cleaning Brush	1	0,44
46105	—	O.D. Debur Disk	1¼	0,57
93747	—	Quick-Change Collet	2¼	0,95
93712	—	Fitting Brush Holder	6	2,63
93707	—	Fitting Brush Storage Kit Includes Mountable Storage Rack, Quick-Change Collet, Spare Cutter Wheel, and Brushes (½", ¾", 1", 1¼", 1½", 2")	3	1,39
33175	2191	Cutter Wheel for Copper	¼	0,01
33551	122SS	Cutter Wheel for Stainless Steel	¼	0,01
34360	E-2192	Set of 10 pin screws		
10343	—	Wheel Pin for 33551 Cutter Wheel (2 per pack)	¼	0,01
42360	1206	1206 Stand	31	14,06
94687	—	2" Reamer Cone Assembly	¼	0,02



# Tubing Cutters

## Tubing Cutter Selection

		Cutter									
											
		Close Quarters Tubing		Enclosed Feed Tubing		Screw Feed Tubing		Quick Acting		Plastic / Multilayer Pipe	
		Page 3.10		Page 3.11		Page 3.11		Page 3.12		Page 3.14	
Material / Diameter	Steel / Stainless	—	(3 - 28 mm)	✓	(3 - 60 mm)	✓	(3 - 79 mm)	✓	(6 - 170 mm)	—	—
	Copper	✓		✓		✓		✓		—	—
	Plastic / PVC / Multilayer	✓		✓		✓		✓		✓	(3 - 63 mm)
	Aluminum	✓		✓		✓		✓		—	—



Model 101

### Midget Cutters for Close Quarters Tubing

- Specifically designed for use in restricted spaces on small diameter, hard and soft copper, aluminum, brass and plastic tubing; rollers include grooves for close-to-flare cuts.
- Strong, lightweight slide and wheel housing, large knurled feed screw knob gives easy control of cutting pressure for clean cuts.
- Models 117 and 118 include a self-feeding cutter wheel that automatically cuts after tightening the knob only once (AUTOFEED®).
- The Model 118 features a special knob for easier tightening of the feedscrew.
- Model 101-ML is for multilayer tubing only.



AUTOFEED 2-in-1 Midget Cutter

Catalog No.	Model No.	Description	Std. Wheel	Capacity mm	Weight		Std. Pack
					lb.	kg	
40617	101	Midget Cutter*	E-3469	6 - 28	½	0,23	6
32975	103	Midget Cutter	E-3469	3 - 16	⅓	0,15	6
32985	104	Midget Cutter	E-3469	5 - 24	⅓	0,15	6
97787	117	AUTOFEED Midget Cutter	E-3469	5 - 24	⅓	0,15	12
32573	118	AUTOFEED 2-in-1 Midget Cutter (incl. Ratchet Handle)*	E-3469	6 - 28	1⅙	0,48	1
32933	118	Ratchet Handle only - for 118 and 101 Midget Cutters	—	—	⅝	0,26	1
21938	101-ML	Midget Cutter for Multilayer tubing	E2155	6 - 28	⅓	0,15	6

\* Models 101 and 118 include spare cutter wheel in knob.

**(TOOLTIP)** For best cutting results, change the cutter's wheel pin at least once for every two cutter wheel replacements.

## X-CEL® Means Speed

Many of our most popular tubing cutters now include several X-CEL features to make your job quicker and easier.

- X-CEL Knob – cut tubing more quickly and easily with our larger, more ergonomic designs.
- X-CEL Wheel Pin – change your cutter wheel quickly using our new ball detent design...no tool needed...no lost clips!
- Spare cutter wheels included for maximum uptime.



### Enclosed Feed Tubing Cutters with New X-CEL Features

- Telescoping feed screw design keeps the cutter at the same length regardless of tubing diameter – good for tight spaces.
- Features an enclosed feed screw to eliminate clogging and jamming, grooved rollers for close-to-flare cuts, and a fold-away reamer.
- Now includes X-CEL Knob and X-CEL Pin for quicker cutting and wheel replacement.
- Made from high-strength zinc alloy.
- Spare cutter wheel included in the knob.
- Cuts hard / soft copper, aluminium, brass and multilayer tubes.
- Model 205 / 205S have quick acting mechanism for faster size adjustments.



Catalog No.	Model No.	Description	Std. Wheel	Capacity		Weight		Std. Pack
				mm		lb.	kg	
<b>For Copper Tubing</b>								
66737	150L	Enclosed Feed Cutter	E-3469	6 - 35		1	0,44	6
33055	205*	Ratcheting Encl. Feed Cutter	E3469	6 - 60		2	0,91	1
<b>For Steel Tubing</b>								
66742	150LS	Above with Heavy Duty Wheel	E4546	6 - 35		1½	0,47	6
33070	205S**	Above with Heavy Duty Wheel	E-4546	6 - 60		2	0,91	1

\* Model 205 has an additional quick-acting mechanism


\*\* Model 205S is suitable for stainless steel.



### Screw Feed Tubing Cutters with New X-CEL Features

- Clean, square cuts are easily made on copper, brass, aluminum and thin-wall steel.
- Now includes X-CEL Knob for quicker cutting.
- Models 10, 15 and 20 feature a convenient fold-away reamer.
- Models 65S and 35S are specially designed for stainless steel tubing. Includes 12x (65S) / 6x (35S) individual bearings and a heavy duty cutter wheel to make stainless cutting easier.
- Models 65S features a quick-acting mechanism.

Catalog No.	Model No.	Description	Std. Wheel	Capacity		Weight		Std. Pack
				mm		lb.	kg	
32910	10	Screw Feed Cutter	F-158	3 - 25		¾	0,40	6
32915	10S	Above w/H-D Wheel (for steel)	E-1240	3 - 25		¾	0,40	6
32920	15	Screw Feed Cutter	F-158	5 - 28		½	0,68	6
32925	15S	Above w/H-D Wheel (for steel)	E-1240	5 - 28		½	0,68	6
32930	20	Screw Feed Cutter	F-158	16 - 54		1¾	0,79	1
32935	20S	Above w/H-D Wheel (for steel)	E-1240	16 - 54		1¾	0,79	1
32940	30	Screw Feed Cutter	E-2558	25 - 79		3½	1,60	1
32950	30S	Above w/H-D Wheel (for steel)	E-2191	25 - 79		3½	1,60	1
97212	15-SI	Stainless Steel Cutter	E-1525	5 - 28		1½	0,68	1
29963	35S	Stainless Steel Cutter	E-635	6 - 35		¾	0,40	1
31803	65S	Stainless Steel Quick-Acting Tubing Cutter	E-635	6 - 65		1½	0,68	1



### Quick-Acting Tubing Cutters with New X-CEL Features

- Models 151-156 feature a quick-acting design, I-beam construction, hardened wear surfaces and thrust bearing slide assemblies for smooth operation.
- All Models now include an X-CEL Knob and X-CEL Pin for quicker cutting and wheel replacement.
- Available in models for plastic pipe or metallic tubing.
- Models 151 and 152 feature fold-away reamers.
- Model 151-ML is suitable for cutting multilayer tubing.
- Model 151 CSST is designed for cutting corrugated stainless steel tubing.

Catalog No.	Model No.	Description	Std. Wheel	Capacity		Weight		Std. Pack
				mm	lb.	kg		
31632	151	Quick-Acting Cutter	E-3469	6 - 42	1¼	0,56	6	
31637	151-P	Above w/Wheel for Plastic	E-2155	10 - 40	1¼	0,56	6	
66747	151-ML	Quick-Acting Tubing Cutter	E-545	10 - 50	1	0,5	1	
31642	152	Quick-Acting Cutter	E-3469	6 - 66	2	0,92	1	
31647	152-P	Above w/Wheel for Plastic	E-2155	10 - 63	2	0,92	1	
36597	153	Quick-Acting Cutter	E-3469	32 - 90	2	0,92	1	
36592	153-P	Above w/Wheel for Plastic*	E-2155	25 - 75	2	0,92	1	
31652	154	Quick-Acting Cutter	E-2558	48 - 116	3¾	1,72	1	
31657	154-P	Above w/Wheel for Plastic*	E-2156	50 - 110	3¾	1,72	1	
59202	154-PE	Above w/Wheel for PE pipe	E2880	50 - 110	3¾	1,72	1	
31662	156	Quick-Acting Cutter	E-2558	100 - 170	5	2,23	1	
31667	156-P	Above w/Wheel for Plastic*	E-2157	110 - 160	5	2,23	1	
39957	156-PE	Above w/Wheel for PE pipe	E2880	110 - 160	5	2,23	1	
32078	151 CSST	Quick-Acting CSST Cutter	E-4546	9.5 - 25.4	1	0,50	6	


\* Models for plastic tubing do not include spare cutting wheels

### RIDGID® Quick-Acting plastic cutter models are equipped to easily convert to cut copper or other metallic tubing.

1. Remove spare copper cutting wheel from knob.
2. Reverse knob position so that the "Cu" notation is visible inside the knob.
3. Screw knob back on to handle.
4. Using the X-CEL Wheel Pin, you can quickly replace the existing plastic cutting wheel with the copper cutting wheel. You're now ready to cut copper, aluminum, and brass tubing.
5. When you wish to revert to plastic cutting, follow the same instructions but make sure to reposition knob so that "PE" and "PVC" notations are visible inside knob.

# Tubing Cutter Replacement Wheels

Always use genuine RIDGID® Cutter Wheels. These wheels are precision-machined from high-grade steel and are engineered for long life and maximum cutting accuracy.

				<table border="1"> <tr> <th>Catalog No.</th> <td>32910</td><td>32920</td><td>97212</td><td>29963</td><td>31803</td><td>32708</td><td>32915/32925/32935</td><td>32930</td><td>32940</td><td>32945</td><td>32955</td><td>40617-32573</td><td>32975-32985-97787</td><td>66737/33055</td><td>66742/33070</td><td>31632</td><td>31637</td><td>66747</td><td>31642</td><td>31647</td><td>36597</td><td>36592</td><td>31652</td><td>31657</td><td>31662</td><td>31667</td><td>33055</td><td>96362/32950</td><td>59202/39957</td> </tr> <tr> <th>Model No.</th> <td>10</td><td>15</td><td>15-SI</td><td>35S</td><td>65S</td><td>151 CSST</td><td>10S/15S/20S</td><td>20</td><td>30</td><td>30P</td><td>40</td><td>101/118</td><td>103/104/117</td><td>150L/205</td><td>150LS/205S</td><td>151</td><td>151-P</td><td>151-ML</td><td>152</td><td>152-P</td><td>153</td><td>153-P</td><td>154</td><td>154-P</td><td>156</td><td>156-P</td><td>205</td><td>122/30S</td><td>154-PE/156-PE</td> </tr> </table>																				Catalog No.	32910	32920	97212	29963	31803	32708	32915/32925/32935	32930	32940	32945	32955	40617-32573	32975-32985-97787	66737/33055	66742/33070	31632	31637	66747	31642	31647	36597	36592	31652	31657	31662	31667	33055	96362/32950	59202/39957	Model No.	10	15	15-SI	35S	65S	151 CSST	10S/15S/20S	20	30	30P	40	101/118	103/104/117	150L/205	150LS/205S	151	151-P	151-ML	152	152-P	153	153-P	154	154-P	156	156-P	205	122/30S	154-PE/156-PE	Application/ Material
Catalog No.	32910	32920	97212	29963	31803	32708	32915/32925/32935	32930	32940	32945	32955	40617-32573	32975-32985-97787	66737/33055	66742/33070	31632	31637	66747	31642	31647	36597	36592	31652	31657	31662	31667	33055	96362/32950	59202/39957																																																							
Model No.	10	15	15-SI	35S	65S	151 CSST	10S/15S/20S	20	30	30P	40	101/118	103/104/117	150L/205	150LS/205S	151	151-P	151-ML	152	152-P	153	153-P	154	154-P	156	156-P	205	122/30S	154-PE/156-PE																																																							
Catalog No.	Model No.	Std. Pack	Blade Exp.*																													Application/ Material																																																				
66772	E-545	6	6.5																●												Multilayer																																																					
33210	E-702	1	12.5																						▲		▲				Heavy Wall PVC, ABS																																																					
33165	E-1240	12	4.0	▲	▲	▲																									Steel – SS																																																					
33200	E-1740	6	3.5				●																								Soft Flexible Pipe																																																					
74720	E-2155	6	7.0										▲	▲	▲			▲													PE, PB, PP, Std. & Heavy Wall																																																					
74730	E-2156	6	10.5								●															●		▲			PE, PB, PP, Std. & Heavy Wall																																																					
74735	E-2157	6	12.5																						▲		●				PE, PB, PP, Std. & Heavy Wall																																																					
33175	E-2191	6	7.5							▲		▲													▲		▲			●	Steel Tubing																																																					
33170	E-2558	6	5.5							●		●														●		●			Aluminum & Copper																																																					
83235	E-2880	6	19.0																							▲		▲		●	PE, PB, PP, Std. & Heavy Wall																																																					
33205	E-2990	6	2.5	▲	▲				▲																						Steel, Aluminum & Copper																																																					
33185	E-3469	12	3.5										●	●	●					●		●							●		Aluminum & Copper																																																					
34695	E-3495	6	7.0																▲			▲							▲		Aluminum																																																					
33190	E-4546	6	4.0												●					▲		▲							▲		Steel – SS																																																					
33195	E-5272	6	7.0																												PVC, ABS, Std. Wall																																																					
33180	E-5299	6	10.5								▲															▲		▲			PVC, ABS, Std. Wall																																																					
33160	F-158	12	3.5	●	●				●																						Aluminum & Copper																																																					
88260	E-10279	6	4.5																							▲		▲			Thin-Wall PVC																																																					
96397	E-1525	6	3.0			●																									Stainless Steel																																																					
33551	122SS	1	7.5																											▲	Stainless Steel																																																					
29973	E-635	1	4.0								●	●																			Stainless Steel																																																					

● Denotes Cutter Wheels furnished with original product. ▲ Denotes alternate Cutter Wheel. \* Blade Exposure = Wall Thickness in mm

# Plastic & Multilayer Pipe Cutters

## Single Stroke Cutters

- For plastic (PVC, CPVC, PP, PEX, PE) and Multilayer tubing.
- Spring loaded handles for faster positioning. Single stroke, easy cut.
- PC-1250 features a reversible blade providing two times blade life. Is not suitable for cutting multilayer tubing.
- PC-1375 ML: durable aluminium construction for heavy-duty use. Easy attachable ML-adapter for improved multilayer cutting and instant re-rounding of tubing.



Model PC-1250



Model PC-1375 ML

Catalog No.	Model No.	Description	Capacity (O.D.)	Weight		Std. Pack
			mm	lb.	kg	
23488	PC-1250	Single Stroke Tubing Cutter	3 - 42	½	0,22	6
26803	PCB-1250	PC-1250 Replacement Blade	–	½	0,05	1
23493	PC-1375 ML	Single Stroke Tubing Cutter*	3 - 35*	¾	0,34	6
25588	PCB-1375	PC-1375 Replacement Blade	–	¾	0,05	1

\* 3-25 mm when used with ML-adapter

**(TOOLTIP)** When using the PC-1375 ML for cutting multilayer tubing it is recommended to use the included Multilayer adapter for an easier cut and lesser deformation.

### Ratchet Cutters with Ergonomic Grips

- Ergonomic grips on bottom handle are spaced at 1/2" increments to act as a quick pipe measuring scale.
- X-CEL® quick-change blade.
- "Burr-less" cutting operation provides a square cut.
- Intended materials: Plastic (PVC, CPVC, PP, PEX, PE, Rubber hose) and Multilayer tubing.
- 1435N and 1442N not suitable for multilayer tubing.



Model RC-1625



Model RC-2375



Model 1442N

Catalog No.	Model No.	Description	Capacity (O.D.)	Weight		Std. Pack
			mm	lb.	kg	
23498	RC-1625	Ratchet Action Plastic Pipe & Tubing Cutter	3 - 42	1 <sup>3</sup> / <sub>16</sub>	0,52	1
27858	RCB-1625	RC-1625 Replacement Blade	—	<sup>1</sup> / <sub>8</sub>	0,03	1
30088	RC-2375	Ratchet Action Plastic Pipe & Tubing Cutter	12 - 63	1 <sup>7</sup> / <sub>8</sub>	0,90	1
30093	RCB-2375	RC-2375 Replacement Blade	—	<sup>1</sup> / <sub>4</sub>	0,10	1
26821	1435N	Ratchet Cutter	6 - 35	1 <sup>1</sup> / <sub>4</sub>	0,56	1
68616	1435N-B	1435N Replacement Blade	—	<sup>1</sup> / <sub>2</sub>	0,04	1
10191	1442N	Ratchet Cutter	3 - 42	1 <sup>5</sup> / <sub>8</sub>	0,74	1
42126	1442N-B	1442N Replacement Blade	—	<sup>1</sup> / <sub>8</sub>	0,06	1



P-TEC 3240

P-TEC 5000



### Plastic Drain Pipe Cutter

The RIDGID® P-TEC Cutter is the first cutter of its kind that provides the hassle-free ability to execute a clean, fast, and straight cut on thin-wall (< 2,5 mm) plastic tube. This versatile cutter can be used on Polyethylene (PE), Polypropylene (PP), and Thin-Walled PVC tubes of two standard sizes: 32 and 40 mm OD – both sizes with the same tool. Also available is the P-TEC 5000 for cutting 50 mm plastic drain pipe. The P-TEC Cutter is another addition to the RIDGID Tubing tools family that brings tremendous value to any trade in which PVC / PP / PE pipe is used and installed.

#### Unique Features and Benefits

- Clean, Automatic Deburring – The cut produced by this cutter results in only a fine strand of plastic, as opposed to the fuzz created around the cut of a hacksaw. No need for a second tool to deburr, this cutter automatically deburrs in parallel to cutting action.
- Automatic Beveling – Allows for immediate, easy joining to other sink drain pieces.
- Fast Cut – On average six rotations to complete one cut, four times faster than a hacksaw.
- Straight Cut – Easy-view windows ensure a straight cut on the marked pipe every time.

**Clean** – Automatic deburring and beveling.

**Fast** – Cuts in six rotations or less – four times faster than a hacksaw.

**Straight** – Easy viewing window ensures a cut on the mark.

**Open Bore Design** – P-TEC 5000 features an open bore design which:

- Reduces required hand force for cutting pipe.
- Fully eliminates sliding on the pipe.
- Makes it possible to cut double-flanged 50 mm plastic drain pipe.

Catalog No.	Model No.	Description	Capacity (O.D.)	Weight		Std. Pack
			mm	lb.	kg	
37463	P-TEC 3240	Plastic Drain Pipe Cutter	32 & 40	0.44	0,2	1
40868	P-TEC 5000	Plastic Drain Pipe Cutter	50	0.44	0,2	1



**CLEAN**



**FAST**



**STRAIGHT**



*Cut with a hacksaw (left) versus the P-TEC 3240 (right).*



# Reamers, Deburring Tools



## Plastic Construction Inner-Outer Reamer

- Handy for quick, clean and easy I.D. reaming and O.D. beveling of ¼" (6 mm) to 1½" (40 mm) tube.
- Plastic construction with long-wearing alloy steel blades.
- Gives fast, professional reaming on copper, aluminum, brass and other types of tubing.

Catalog No.	Model No.	Capacity	Weight		Standard Pack
			lb.	g	
34965	127	6 mm to 40 mm	¼	113	1

## Hardened Steel Construction Inner-Outer Reamer

- 46 cutting edges on interior cone allow for fast, clean, inner reaming and outer deburring/beveling of ½" (12 mm) to 2" (50 mm) copper and stainless steel tubing.
- Hardened steel construction.

Catalog No.	Model No.	Capacity	Weight		Standard Pack
			lb.	g	
29983	223S	6 mm to 36 mm Copper and Stainless Steel Tubing	¾	340	1
29993	227S	12 mm to 50 mm Copper and Stainless Steel Tubing	1¼	560	1

223S Inner-Outer Reamer



## Deburring Tools

- Deburring Tool for plastic pipe and tubing.
- Made of high-grade steel with specially-designed, long-lasting cutting edges.
- Slip-resistant vinyl hand grip.
- Ideal for removing outside ridges and inside burrs on plastic pipe and tubing.



Catalog No.	Model No.	Description	Plastic Pipe Capacity	Standard Pack
			mm	
35155	72	Deburring Tool	12 - 40	6
64962	73	Deburring Tool	40 - 76	6
64967	74	Deburring Tool	100	6

# Inner-Outer Copper Cleaning Brush

- Combines tube O.D. cleaning and fitting I.D. brush into one hand tool.
- High carbon steel brushes quickly clean ½" (12 mm) to ¾" (19 mm) nominal tube and fittings in preparation for soldering or brazing.
- Durable plastic construction designed for easy brush replacement.



Catalog No.	Model No.	Description	Weight		Standard Pack
			oz.	g	
34142	4100	I-O Copper Cleaning Brush	3¼	90,7	1
34147	–	Replacement Brush Set	1½	45,3	1