



Simply the best choice!

Whenever tools or pneumatic equipment need to be changed, or you need to make quick connections of hoses to an air outlet, Airpro couplings are simply the best choice.

Energy efficiency

All Airpro couplings are designed for a minimum pressure drop to reduce energy consumption.

Productivity

Exceptionally high air flow will guarantee full power in the tools.

Quality

The bodies of the couplings are made of hardened steel with a no-leakage design for long service life and heavy duty applications.

Ergonomics

Compact dimensions and low weight.

Safety

ErgoQIC and QIC S are vented safety versions to minimize the risk of sudden component separation and sound bang. The safety features are according to EN 983 and ISO 4414.



Selection Guide

The range consists of twelve different types, ErgoQIC 08, ErgoQIC 08E, Ergo-QIC 10, QIC 08, QIC 08S, QIC 10, QIC 10S, QIC 10SE, QIC 15, QIC 15S, QIC 15SE and CLAW. The ErgoQIC system is a ball valve coupling with a safety feature offering a higher flow than ordinary coupling systems. The QIC system is a normal quick coupling system with high air flow. The QICS and QICSE are quick couplings with a safety function. The Claw coupling is a large bore claw coupling system offering a very high air flow.

For assembly tools, riveting hammers and drills it is recommended that a smaller sized coupling such as QIC10/S/SE and ErgoQIC 08/E is used, but

Standard / Quick coupling / Flow capacity

ISO 6150 B / A-A 59439	QIC 08 / S	16 l/s
Standard	QIC 10 / S	29 l/s
Eurostandard 7.6 Atlas	QIC 10SE	29 l/s
Copco standard	ErgoQIC 08	30 l/s
Eurostandard 7.6 Atlas	ErgoQIC 08E	34 l/s
Copco standard	QIC 15 / S	57 l/s
Eurostandard 10.4	QIC 15SE	57 l/s
Atlas Copco standard	ErgoQIC 10	65 l/s

for assembly tools and drills with higher air consumption than 20 l/s it is recommended that QIC 15 /S /SE or ErgoQIC 10 are used. For grinders and percussive tools it is recommended that the bigger

sized couplings QIC 15 /S /SE and Ergo-QIC 10 and Claw are used. For smaller grinders with air consumption below 10 l/s ErgoQIC 08 /E and QIC 10 /S /SE can be used.

ErgoQIC 08

Standard profile

The ErgoQIC 08 is a full flow quick coupling with no air restriction inside the coupling. It is suitable for assembly tools, drills and small grinders.

Upgrading any air system with ErgoQIC 08 will give the benefits of productivity and energy efficiency.

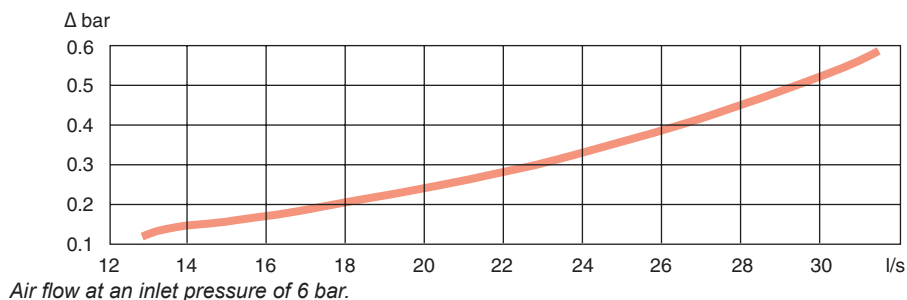
- Full flow coupling.
- Ergonomic design, small size and low weight.
- Strong and durable.
- Safety feature according to EN 983 / ISO 4414.



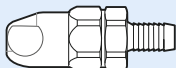

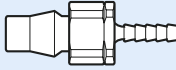
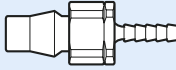
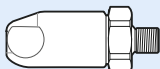
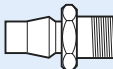
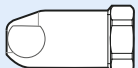
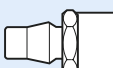

Technical Data

Max flow capacity 30 l/s (0.5 bar ΔP)
 Economical air flow 18 l/s (0.2 bar ΔP)
 Max working pressure 16 bar
 Temperature range -10°C to +70°C

Flow chart. ErgoQIC 08 M15 and ErgoNIP 08 M10



ErgoQIC 08 and ErgoNIP 08, 18 l/s (recommended air flow at 6 bar pressure)

Connection type	Coupling ErgoQIC 08	Ordering No.	Size		Connection type	Nipple ErgoNIP 08	Ordering No.	Size	
			mm	in				mm	in
	H06	8202 1110 04	6.3	1/4		H06	8202 1210 37	6.3	1/4
	H08	8202 1110 12	8	5/16		H08	8202 1210 45	8	5/16
	H10	8202 1110 38	10	3/8		H10	8202 1210 52	10	3/8
	H13	8202 1110 40	12.5	1/2		H13	8202 1210 54	12.5	1/2
						SH06	8202 1210 39	6.3	1/4
						SH08	8202 1210 47	8	5/16
						SH10	8202 1210 50	10	3/8
						SH13	8202 1210 55	12.5	1/2
	M08	8202 1110 61	1/4 BSP			M06	8202 1210 03	1/8 BSP	
	M10	8202 1110 79	3/8 BSP			M08	8202 1210 11	1/4 BSP	
	M15	8202 1110 87	1/2 BSP			M10	8202 1210 29	3/8 BSP	
						M15	8202 1210 31	1/2 BSP	
	F08	8202 1110 90	1/4 BSP			F08	8202 1210 60	1/4 BSP	
	F10	8202 1110 95	3/8 BSP			F10	8202 1210 62	3/8 BSP	
Protective cover		9090 1940 00							
									

^a For joining hoses longer than 3 meters.

ErgoQIC 08E

Eurostandard 7.6 (7.4)

The ErgoQIC 08E is a full flow quick coupling with no air restriction inside the coupling. It is suitable for assembly tools, drills and small grinders. Upgrading any air system using Eurostandard nipples with ErgoQIC 08E couplings will give the benefits of productivity and energy efficiency.

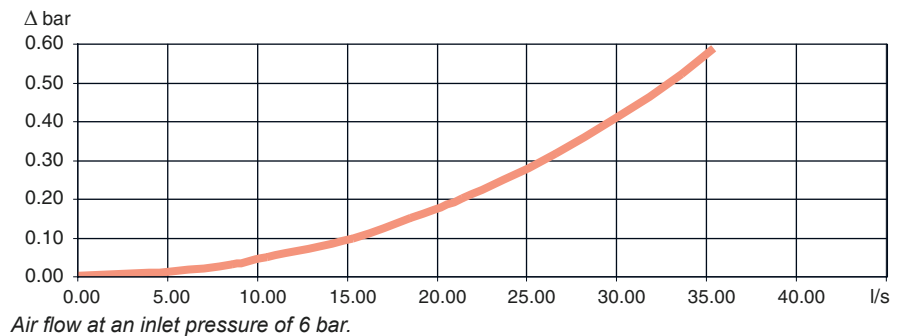
- Full flow coupling.
- Ergonomic design, small size and low weight.
- Strong and durable.
- Safety feature according to EN 983 / ISO 4414.



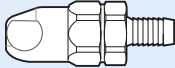

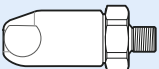
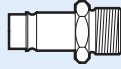
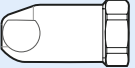
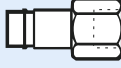
Technical Data

Max flow capacity 34 l/s (0.5 bar ΔP)
 Economical air flow 22 l/s (0.2 bar ΔP)
 Max working pressure 16 bar
 Temperature range -10°C to +70°C

Flow chart. ErgoQIC 08 E and NIP EU 7.6



ErgoQIC 08 E and NIP EU 7.6, 20 l/s (recommended air flow at 6 bar pressure)

Connection type	Coupling ErgoQIC 08 E		Size		Connection type	Nipple NIP EU 7.6		Size	
		Ordering No.	mm	in			Ordering No.	mm	in
H – Hose 	H06	8202 1106 00	6.3	1/4	H – Hose 	H05	8202 1204 00	5	3/16
	H08	8202 1106 01	8	5/16		H06	8202 1204 05	6.3	1/4
	H10	8202 1106 02	10	3/8		H08	8202 1204 10	8	5/16
	H13	8202 1106 03	12.5	1/2		H10	8202 1204 15	10	3/8
						H13	8202 1204 20	12.5	1/2
M – Male thread 	M08	8202 1106 04	1/4	BSP	M – Male thread 	M06	8202 1204 25	1/8	BSP
	M10	8202 1106 05	3/8	BSP		M08	8202 1204 30	1/4	BSP
	M15	8202 1106 06	1/2	BSP		M10	8202 1204 35	3/8	BSP
F – Female 	F08	8202 1106 07	1/4	BSP	F – Female 	F08	8202 1204 55	1/4	BSP
	F10	8202 1106 08	3/8	BSP		F10	8202 1204 60	3/8	BSP
		F15	8202 1106 09	1/2	BSP				

ErgoQIC 10

Standard profile

The ErgoQIC 10 is a full flow coupling with no air restriction inside the coupling. It is suitable for assembly tools, drills and grinders. Upgrading any air system with ErgoQIC 10 will give the benefits of pro-ductivity and energy efficiency.

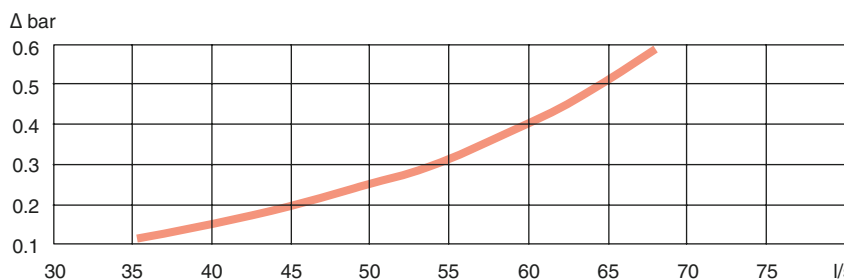
- Extreme full flow coupling.
- Strong and durable.
- Minimized connection force.
- Safety feature according to EN 983 / ISO 4414.



Technical Data

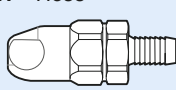
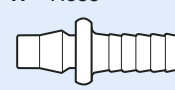
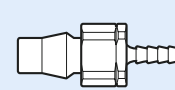
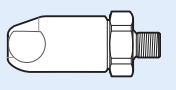
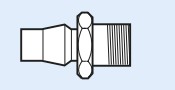
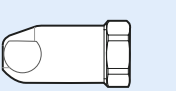
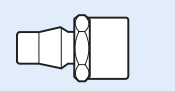
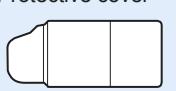
Max flow capacity 65 l/s (0.5 bar ΔP)
 Economical air flow 47 l/s (0.2 bar ΔP)
 Max working pressure 16 bar
 Temperature range -10°C to +70°C

Flow chart. ErgoQIC 10 M15 and ErgoNIP 10 M15



Air flow at an inlet pressure of 6 bar.

ErgoQIC 10 and ErgoNIP 10, 47 l/s (recommended air flow at 6 bar pressure)

Connection type	Coupling ErgoQIC 10	Ordering No.	Size		Connection type	Nipple ErgoNIP 10	Ordering No.	Size	
			mm	in				mm	in
	H06	8202 1120 30	6.3	1/4		H06	8202 1220 35	6.3	1/4
	H08	8202 1120 40	8	5/16		H08	8202 1220 43	8	5/16
	H10	8202 1120 02	10	3/8		H10	8202 1220 50	10	3/8
	H13	8202 1120 10	12.5	1/2		H13	8202 1220 68	12.5	1/2
	H16	8202 1120 50	16	5/8		H16	8202 1220 76	16	5/8
	H20	8202 1120 60	19	3/4		H20	8202 1220 77	19	3/4
					SH – Safety Hose^a				
									
	M08	8202 1120 85	1/4	BSP		M08	8202 1220 01	1/4	BSP
	M10	8202 1120 93	3/8	BSP		M10	8202 1220 19	3/8	BSP
	M15	8202 1120 97	1/2	BSP		M15	8202 1220 27	1/2	BSP
	F08	8202 1121 00	1/4	BSP		F08	8202 1220 84	1/4	BSP
	F10	8202 1121 05	3/8	BSP		F10	8202 1220 86	3/8	BSP
						F15	8202 1220 88	1/2	BSP
Protective cover		9090 1931 00							
									

^a For joining hoses longer than 3 meters.

QIC 08S

ISO 6150 B / A-A 59439 (former US standard MIL C 4109 1/4")

The QIC 08S is a compact safety coupling suitable for small screwdrivers and drills. The light, compact design of QIC 08S couplings makes them easy to work with.

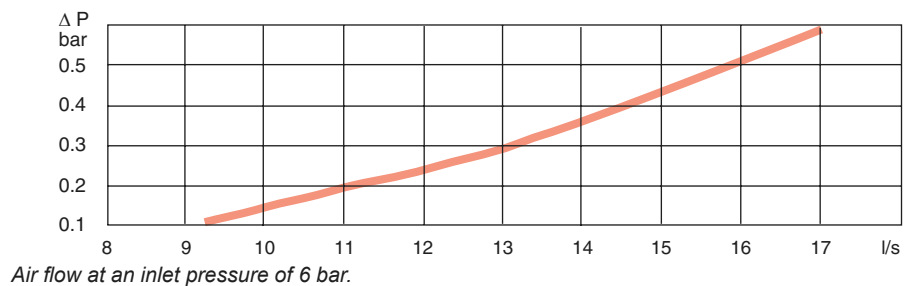
- High flow coupling.
- One-hand operation.
- Safety feature according to EN 983 / ISO 4414.



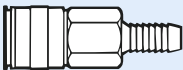

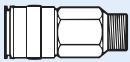
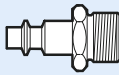
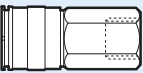
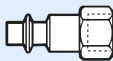
Technical Data

Max flow capacity 16 l/s (0.5 bar ΔP)
 Economical air flow 11 l/s (0.2 bar ΔP)
 Max working pressure 16 bar
 Temperature range -20°C to +80°C

Flow chart. QIC 08S M08 and NIP 08 F08



QIC 08S and NIP 08, 11 l/s (recommended air flow at 6 bar pressure)

Connection type	Coupling QIC 08S	Ordering No.	Size		Connection type	Nipple NIP 08	Ordering No.	Size	
			mm	in				mm	in
H – Hose 	H06	8202 1300 06	6.3	1/4	H – Hose 	H06	8202 1205 18	6.3	1/4
	H08	8202 1300 15	8	5/16		H08	8202 1205 26	8	5/16
	H10	8202 1300 25	10	3/8		H10	8202 1205 34	10	3/8
M – Male thread 	M08	8202 1300 40	1/4 BSP		M – Male thread 	M06	8202 1205 42	1/8 BSP	
	M10	8202 1300 50	3/8 BSP			M08	8202 1205 59	1/4 BSP	
F – Female thread 	F08	8202 1300 55	1/4 BSP		F – Female thread 	F08	8202 1205 83	1/4 BSP	
	F10	8202 1300 65	3/8 BSP			F10	8202 1205 91	3/8 BSP	

QIC 08

ISO 6150 B / A-A 59439 (former US standard MIL C 4109 1/4")

The QIC 08 coupling is suitable for small screwdrivers and drills. Its lightweight, compact design makes the QIC 08 coupling easy to work with.

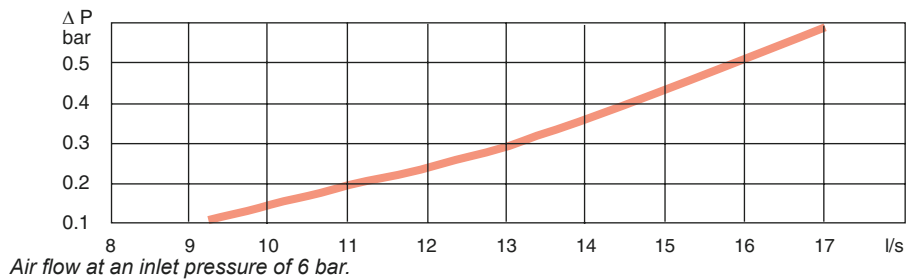
- High flow coupling.
- One-hand operation.
- Low connection force.




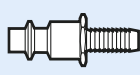
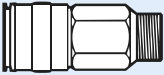
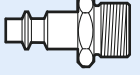
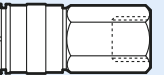
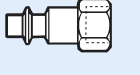
Technical Data

Max flow capacity 16 l/s (0.5 bar ΔP)
 Economical air flow 11 l/s (0.2 bar ΔP)
 Max working pressure 16 bar
 Temperature range -20°C to +80°C

Flow chart. QIC 08 M08 and NIP 08 F08



QIC 08 and NIP 08, 11 l/s (recommended air flow at 6 bar pressure)

Connection type	Coupling QIC 08	Ordering No.	Size		Connection type	Nipple NIP 08	Ordering No.	Size	
			mm	in				mm	in
H – Hose 	H06	8202 1300 04	6.3	1/4	H – Hose 	H06	8202 1205 18	6.3	1/4
	H08	8202 1300 12	8	5/16		H08	8202 1205 26	8	5/16
	H10	8202 1300 20	10	3/8		H10	8202 1205 34	10	3/8
M – Male thread 	M08	8202 1300 38	1/4 BSP		M – Male thread 	M06	8202 1205 42	1/8 BSP	
	M10	8202 1300 46	3/8 BSP			M08	8202 1205 59	1/4 BSP	
F – Female thread 	F08	8202 1300 53	1/4 BSP		F – Female thread 	F08	8202 1205 83	1/4 BSP	
	F10	8202 1300 61	3/8 BSP			F10	8202 1205 91	3/8 BSP	

QIC 10S

Standard profile

QIC 10S safety coupling is suitable for assembly tools and drills. The QIC 10S is strong and durable and interchangeable with the QIC 10 coupling.

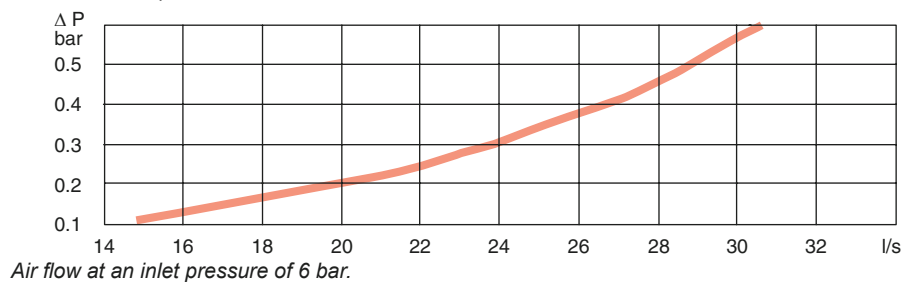
- High flow coupling.
- One-hand operation.
- Safety feature according to EN 983 / ISO 4414.





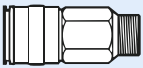
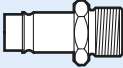
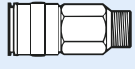
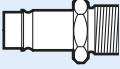

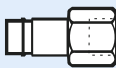
Technical Data

Max flow capacity 29 l/s (0.5 bar ΔP)
 Economical air flow 20 l/s (0.2 bar ΔP)
 Max working pressure 16 bar
 Temperature range -20°C to +80°C

Flow chart. QIC 10S M10 and NIP 10 M10



QIC 10S and NIP 10, 20 l/s (recommended air flow at 6 bar pressure)

Connection type	Coupling QIC 10S	Ordering No.	Size		Connection type	Nipple NIP 10	Ordering No.	Size	
			mm	in				mm	in
H – Hose 	H06	8202 1302 05	6.3	1/4	H – Hose 	H06	8202 1202 11	6.3	1/4
	H08	8202 1302 15	8	5/16		H08	8202 1202 94	8	5/16
	H10	8202 1302 30	10	3/8		H10	8202 1202 29	10	3/8
	H13	8202 1302 35	12.5	1/2		H13	8202 1202 34	12.5	1/2
M – Male thread 	M08	8202 1302 40	1/4	BSP	M – Male thread 	M06	8202 1202 37	1/8	BSP
	M10	8202 1302 50	3/8	BSP		M08	8202 1202 45	1/4	BSP
	M15	8202 1302 78	1/2	BSP		M10	8202 1202 52	3/8	BSP
MT – Male taper thread 	MT15	8202 1302 55	1/2	BSPT	MT – Male taper thread 	MT08	8202 1202 60	1/4	BSPT
						MT10	8202 1202 78	3/8	BSPT
						MT15	8202 1203 02	1/2	BSPT
F – Female 	F08	8202 1302 75	1/4	BSP	F – Female 	F08	8202 1202 86	1/4	BSP

QIC 10SE

Eurostandard 7.6 (7.4)

The QIC 10SE safety coupling is easy to handle and suitable for assembly tools and drills. The QIC 10SE is compatible with eurostandard nipples. QIC 10SE has a wide range of connections available.

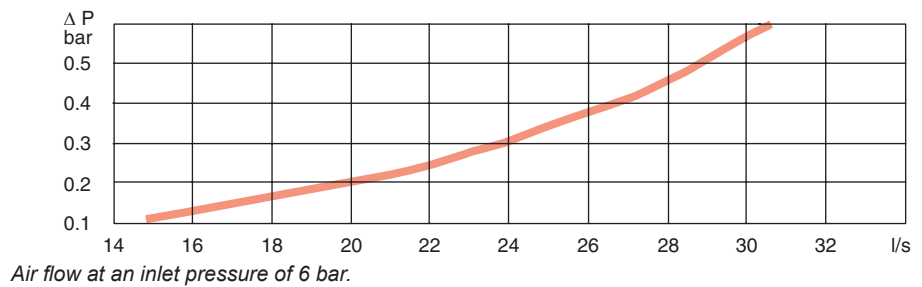
- High flow coupling.
- One-hand operation.
- Safety feature according to EN 983 / ISO 4414.




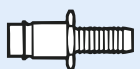
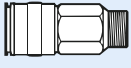
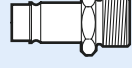

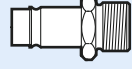
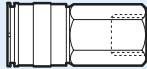
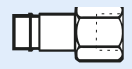
Technical Data

Max flow capacity 29 l/s (0.5 bar ΔP)
 Economical air flow 20 l/s (0.2 bar ΔP)
 Max working pressure 16 bar
 Temperature range -20°C to +80°C

FLOW CHART. QIC 10SE M10 and NIP EU 7.6



QIC 10SE and NIP EU 7.6, 20 l/s (recommended air flow at 6 bar pressure)

Connection type	Coupling QIC 10SE		Size		Connection type	Nipple NIP EU 7.6		Size	
	Ordering No.	mm	in	Ordering No.		mm	in		
H – Hose 	H06	8202 1303 20	6.3	1/4	H – Hose 	H05	8202 1204 00	5	3/16
	H08	8202 1303 21	8	5/16		H06	8202 1204 05	6.3	1/4
	H10	8202 1303 22	10	3/8		H08	8202 1204 10	8	5/16
	H13	8202 1303 23	12.5	1/2		H10	8202 1204 15	10	3/8
M – Male thread 	M08	8202 1303 24	1/4	BSP	M – Male thread 	M06	8202 1204 25	1/8	BSP
	M10	8202 1303 25	3/8	BSP		M08	8202 1204 30	1/4	BSP
	M15	8202 1303 36	1/2	BSP		M10	8202 1204 35	3/8	BSP
MT – Male taper thread 	MT15	8202 1303 26	1/2	BSPT	MT – Male taper thread 	MT08	8202 1204 40	1/4	BSPT
						MT10	8202 1204 45	3/8	BSPT
						MT15	8202 1204 50	1/2	BSPT
F – Female 	F08	8202 1303 27	1/4	BSP	F – Female 	F08	8202 1204 55	1/4	BSP
	F15	8202 1303 33	1/2	BSP		F10	8202 1204 60	3/8	BSP

QIC 10

Standard profile

The QIC 10 is a small quick coupling suitable for assembly tools and drills. The QIC 10 can withstand extremely rough handling in tough applications.

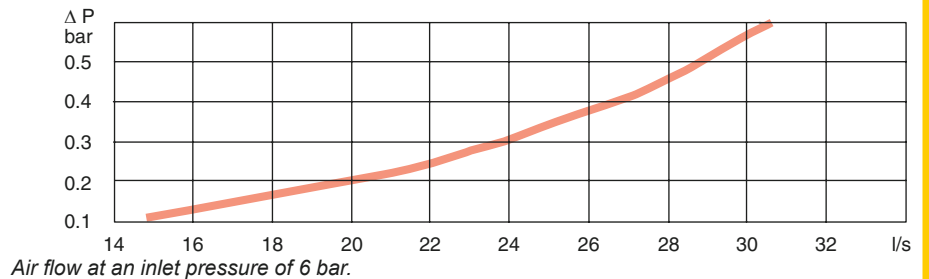
- High flow coupling.
- Strong and durable.
- One-hand operation.



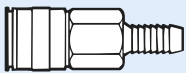

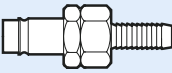
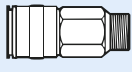
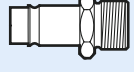
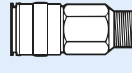
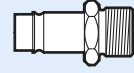
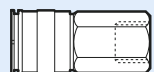
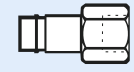
Technical Data

Max flow capacity 29 l/s (0.5 bar ΔP)
 Economical air flow 20 l/s (0.2 bar ΔP)
 Max working pressure 16 bar
 Temperature range -20°C to +80°C

Flow chart. QIC 10 M10 and NIP 10 M10



QIC 10 and NIP 10, 20 l/s (recommended air flow at 6 bar pressure)

Connection type	Coupling QIC 10	Ordering No.	Size		Connection type	Nipple NIP 10	Ordering No.	Size	
			mm	in				mm	in
H – Hose 	H06	8202 1302 02	6.3	1/4	H – Hose 	H06	8202 1202 11	6.3	1/4
	H08	8202 1302 10	8	5/16		H08	8202 1202 94	8	5/16
	H10	8202 1302 28	10	3/8		H10	8202 1202 29	10	3/8
	H13	8202 1302 34	12.5	1/2		H13	8202 1202 34	12.5	1/2
					SH – Safety Hose^a 	SH06	8202 1203 10	6.3	1/4
						SH08	8202 1203 36	8	5/16
						SH10	8202 1203 28	10	3/8
M – Male thread 	M08	8202 1302 36	1/4	BSP	M – Male thread 	M06	8202 1202 37	1/8	BSP
	M10	8202 1302 44	3/8	BSP		M08	8202 1202 45	1/4	BSP
						M10	8202 1202 52	3/8	BSP
MT – Male taper thread 	MT15	8202 1302 51	1/2	BSPT	MT – Male taper thread 	MT08	8202 1202 60	1/4	BSPT
						MT10	8202 1202 78	3/8	BSPT
						MT15	8202 1203 02	1/2	BSPT
F – Female 	F08	8202 1302 69	1/4	BSP	F – Female 	F08	8202 1202 86	1/4	BSP

^a For hoses longer than 3 meters.

QIC 15S

Standard profile

The QIC 15S safety coupling is suitable for assembly tools, grinders and drills. The QIC 15S is easy to handle, strong and durable.

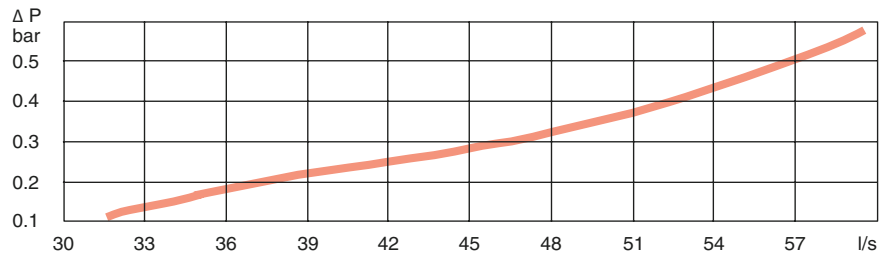
- Exceptionally high flow.
- One-hand operation.
- Safety feature according to EN 983 / ISO 4414.



Technical Data



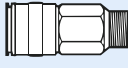




Max flow capacity 57 l/s (0.5 bar ΔP)
 Economical air flow 37 l/s (0.2 bar ΔP)
 Max working pressure 10 bar
 Temperature range -20°C to +80°C

Flow chart. QIC 15S M15 and NIP 15 F15



Air flow at an inlet pressure of 6 bar.

QIC 15S and NIP 15, 37 l/s (recommended air flow at 6 bar pressure)

Connection type	Coupling QIC 15S	Ordering No.	Size		Connection type	Nipple NIP 15	Ordering No.	Size	
			mm	in				mm	in
 H – Hose	H10	8202 1304 05	10	3/8	 H – Hose	H06	8202 1251 03	6.3	1/4
	H13	8202 1304 20	12.5	1/2		H08	8202 1252 28	8	5/16
	H16	8202 1304 30	16	5/8		H10	8202 1251 11	10	3/8
 M – Male thread	M08	8202 1304 35	1/4"	BSP	 M – Male thread	M10	8202 1251 45	3/8"	BSP
	M10	8202 1304 45	3/8"	BSP		M15	8202 1251 52	1/2"	BSP
	M15	8202 1304 65	1/2"	BSP					
					 MT – Male taper thread	MT08	8202 1251 60	1/4"	BSPT
						MT10	8202 1251 78	3/8"	BSPT
						MT15	8202 1251 86	1/2"	BSPT
 F – Female thread	F15	8202 1304 70	1/2"	BSP	 F – Female thread	F08	8202 1251 94	1/4"	BSP
						F10	8202 1252 02	3/8"	BSP
						F15	8202 1252 10	1/2"	BSP

QIC 15SE

Eurostandard 10.4

The QIC 15SE safety coupling is suitable for assembly tools, grinders and drills. The QIC 15SE is interchangeable with eurostandard nipples and can withstand rough handling.

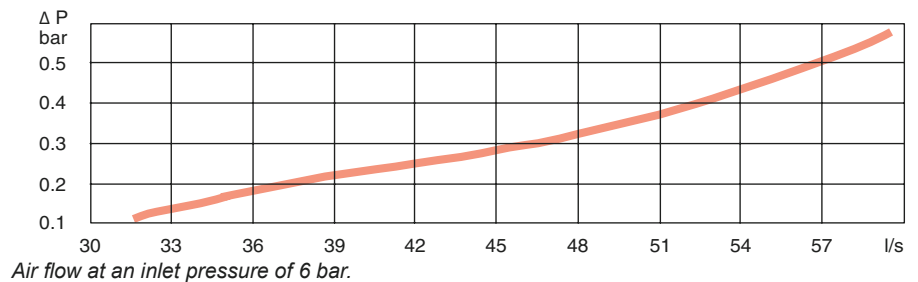
- Exceptionally high flow.
- One-hand operation.
- Safety feature according to EN 983 / ISO 4414.



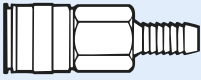



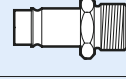
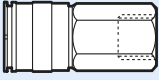
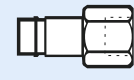
Technical Data

Max flow capacity 57 l/s (0.5 bar ΔP)
 Economical air flow 37 l/s (0.2 bar ΔP)
 Max working pressure 10 bar
 Temperature range -20°C to +80°C

Flow chart. QIC 15SE M15 and NIP 15E F15



QIC 15SE and NIP 15E, 37 l/s (recommended air flow at 6 bar pressure)

Connection type	Coupling QIC 15SE	Ordering No.	Size		Connection type	Nipple NIP 15E	Ordering No.	Size	
			mm	in				mm	in
H – Hose 	H10	8202 1305 20	10	3/8	H – Hose 	H06	8202 1253 00	6.3	1/4
	H13	8202 1305 21	12.5	1/2		H08	8202 1253 05	8	5/16
	H16	8202 1305 22	16	5/8		H10	8202 1253 10	10	3/8
M – Male thread 	M08	8202 1305 23	1/4"	BSP	M – Male thread 	H13	8202 1253 15	12.5	1/2
	M10	8202 1305 24	3/8"	BSP		H16	8202 1253 20	16	5/8
	M15	8202 1305 25	1/2"	BSP					
					MT – Male taper thread 	MT08	8202 1253 35	1/4"	BSPT
						MT10	8202 1253 40	3/8"	BSPT
						MT15	8202 1253 45	1/2"	BSPT
F – Female thread 	F15	8202 1305 26	1/2"	BSP	F – Female thread 	F08	8202 1253 50	1/4"	BSP
						F10	8202 1253 55	3/8"	BSP
						F15	8202 1253 60	1/2"	BSP

QIC 15

Standard profile

The QIC 15 quick coupling is suitable for assembly tools, grinders and drills. The QIC 15 can withstand extremely rough handling in tough applications.

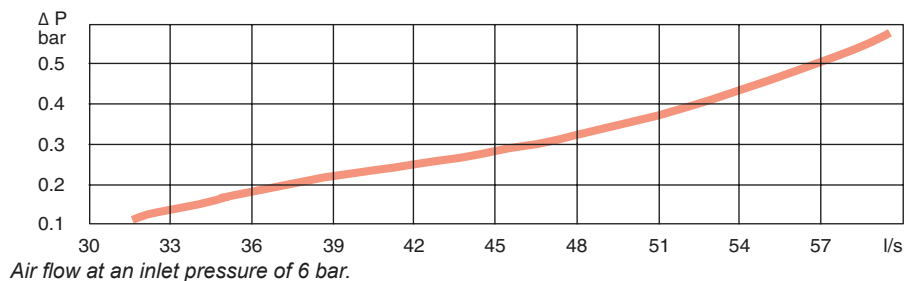
- Extremely high flow.
- Strong and durable.
- One-hand operation.




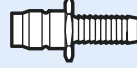
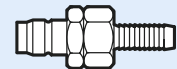
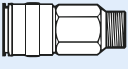




Technical Data

Max flow capacity 57 l/s (0.5 bar ΔP)
 Economical air flow 37 l/s (0.2 bar ΔP)
 Max working pressure 10 bar
 Temperature range -20°C to +80°C

Flow chart. QIC 15 M15 and NIP 15 F15



QIC 15 and NIP 15, 37 l/s (recommended air flow at 6 bar pressure)

Connection type	Coupling QIC 15	Ordering No.	Size		Connection type	Nipple NIP 15	Ordering No.	Size	
			mm	in				mm	in
H – Hose 	H10	8202 1304 00	10	3/8	H – Hose 	H06	8202 1251 03	6.3	1/4
	H13	8202 1304 18	12.5	1/2		H08	8202 1252 28	8	5/16
	H16	8202 1304 26	16	5/8		H10	8202 1251 11	10	3/8
						H13	8202 1251 29	12.5	1/2
SH – Safety Hose^a 					SH10	8202 1203 44	10	3/8	
					SH13	8202 1203 51	12.5	1/2	
					SH16	8202 1203 69	16	5/8	
M – Male thread 	M08	8202 1304 34	1/4	BSP	M – Male thread 	M10	8202 1251 45	3/8	BSP
	M10	8202 1304 42	3/8	BSP		M15	8202 1251 52	1/2	BSP
	M15	8202 1304 59	1/2	BSP		MT – Male taper thread 	MT08	8202 1251 60	1/4
F – Female thread 	F15	8202 1304 67	1/2	BSP	MT10		8202 1251 78	3/8	BSPT
					MT15		8202 1251 86	1/2	BSPT
F – Female thread 					F08	8202 1251 94	1/4	BSP	
					F10	8202 1252 02	3/8	BSP	
					F15	8202 1252 10	1/2	BSP	

^a For hoses longer than 3 meters.