

**Features**


- Size Ranges from 1/16” to 2”
- To avoid Galling threads are hardened with smooth surface which helps to extend the fitting service life.
- For smooth flow path elbows are designed with radius junction.
- All Fittings are marked with Size, Material and Heat code for easy source tracing.
- All threads are capped for protection and properly packaged
- Straight fittings are manufactured from bar stock & Forged fittings are manufactured from forgings
- All pipe threads meet the requirement if ASME/ANSI B1.20.1 for tapered pipe threads (NPT)
- Working pressure meets the requirements of ANSI/ASME B31.3 at ambient temperature.

**Ordering Information**

**P - HN - 4N - 4N - SS**

**PANAM**

Fitting Type		P1 Size		P1 Type		P2, P3, and P4	Material	
HN	Hex Nipples	1	1/16	N	NPT Threads	Specify as per P Type and P Size	SS	316 SS
BHU	Bulkhead Union	2	1/8	R	ISO Tapered Threads		B	Brass
SC	Swivel Connector	3	3/16	G	ISO Parallel Threads		M	Alloy 400
SU	Swivel Union	4	1/4	M	Metric Threads	INC	Alloy 600	
HRN	Hex Reducing Nipples	5	5/16-24	S	SAE/MS Straight Threads	CS	Carbon Steel	
HLN	Hex Long Nipples	6	3/8 or 3/8-24	J	37° Flare	Materials like Hastloy, Monel, Duplex 2205, Duplex 2507 etc are available upon request		
CN	Close Nipples	7	7/16-20					
LPN	Long Pipe Nipples	8	1/2 or M8 x 1					
HC	Hex Couplings	9	9/16-18					
RHC	Reducing Hex Couplings	10	5/8 or M10 x 1					
A	Adapters	12	3/4 or 3/4-16 or M12 x 1.5					
RA	Reducing Adapters	14	7/8-14 or M14 x 1.5					
RB	Reducing Bushing	16	1 or M16 x 1.5					
HP	Hex Plugs	17	1 1/16-12					
HHP	Hallow Hex Plugs	18	M18 x 1.5					
PC	Pipe Caps	19	1 3/16-12					
U	Union	20	1 1/4 or M20 x 1.5					
FE	Female Elbow	21	1 5/16-12					
ME	Male Elbow	22	M22 x 1.5					
UE	Union Elbow	24	1 1/2 or M24 x 1.5					
SE	Street Elbow	26	1 5/8-12					
FT	Female Tee	27	M27 x 2					
MT	Male Tee	30	1 7/8-12 or M30 x 2					
FBT	Female Branch Tee	32	2					
FRT	Female Run Tee							
ST	Street Tee							
BT	Branch Tee							
RT	Run Tee							
UT	Union Tee							
C	Cross							



P1, P2, P3 & P4 Shall be described in the following orders. For tees the run shall proceed the branch, for cross the run shall proceed the branch

**Pressure Ratings**

Size	316 SS		Brass		Carbon Steel	
	Male	Female	Male	Female	Male	Female
1/16	11000	6700	5500	3300	11000	6700
1/8	10000	6500	5000	3200	10000	6500
1/4	8000	6600	4000	3300	8000	6600
3/8	7800	5300	3900	2600	7800	5300
1/2	7700	4900	3800	2400	7700	4900
3/4	7300	4600	3600	2300	7300	4600
1	5300	4400	2600	2200	5300	4400
1 1/4	6000	5000	3000	2500	6000	5000
1 1/2	5000	4600	2500	2300	5000	4600
2	3900	3900	1900	1900	3900	3900

- Pressure ratings are based on ASME Code for pressure piping B13.3, Process piping with allowable stress 20,000psi for 316 SS 10,000psi/Brass, and 20,000psi/Carbon Steel.
- To determine pressure ratings in accordance with B31.1 Power piping - 316 SS x 0.94 / CS x 0.75 / Brass material remains same.
- To determine kPa. multiply by 6.89

**Material**

Material	Bar Stock	Forging
316 SS	ASTM A276, ASME SA479, EN 1.4401	ASTM A182, ASME SA182, EN 1.4401
Alloy 400	ASTM B164, ASME SB164	ASTM B564, ASME SB564
Alloy 600	ASTM B166, ASME SB166	ASTM B564, ASME SB564
Brass	ASME B16/ASTM B453	ASTM B283
Carbon Steel	ASTM A108	ASTM A105

Thread Relevant Standards	
NPT Threads	ASME B1.20.1, SAE AS71051
ISO Tapered Threads	ISO 7-1, BS 21, JIS B0203
ISO Parallel Threads	ISO 228, JIS B0202
SAE/MS	ASME B1.1, SAE J475
Metric	ISO 261

## Introduction

**PANAM** has been in the field of manufacturing precision High Pressure Fittings and Instrumentation valves since the last Three decades. With a team of dedicated specialists **PANAM** has always endeavored to satisfy their customers ever widening demands with unmatched precision.

With the latest in-house machinery and infrastructure under one roof, **PANAM** is manufacturing a wide range of High Pressure Fittings and Instrumentation products in different sizes and metals like brass, stainless steel, monel and in various other metals as per the customer's specific requirements. Variety of end connections - Male & Female NPT, BSPP, BSPT, ISO tapered pipe ends, Tube / Pipe socket weld.

**PANAM** High Pressure Fittings are 100% factory tested and are NACE certified with Heat code traceability. Maximum working pressure upto 10,000 psig or Higher available upon request

- **API ISO 9001:2008 Certified**
- **API ISO TS 29001 Certified**
- **API Spec Q1 Certified**
- **API 6A Certified**
- **API 6D Certified**
- **API 600 Certified**
- **API 602 Certified**
- **MFG. Facility Approved by ABS Ind.**
- **ASTM F1387-99**
- **Leak Test Approved by TUV**
- **CE Marking**



# Contents

**Features & Ordering Information**

**01**

**Hex Nipples**

NPT

**02**



**Reducing Hex Nipples**

NPT

**02**



**Hex Nipples**

ISO Parallel

**02**



**Hex Nipples**

NPT x ISO Parallel

**03**



**Hex Nipples**

37° JIC

**03**



**Hex Nipples**

37° JIC x NPT

**04**



**Hex Nipples**

37° JIC x ISO Parallel

**04**



**Hex Nipples**

Swivel x ISO Parallel

**05**



**Hex Nipples**

37° JIC Swivel x 37° JIC

**05**



**Swivel Unions**

ISO Parallel


**05**



**Hex Long Nipples**

NPT x NPT

**06**



**Hex Coupling**

NPT

**06**



**Reducing Hex Couplings**

NPT

**07**



**Hex Coupling**

ISO Parallel

**07**



**Hex Reducing Coupling**

ISO Parallel

**07**



**Adapters**

NPT

**08**



**Adapters**

ISO Parallel

**09**



**Hex Plugs**

NPT

**09**



**Hex Plugs**

ISO Parallel

**09**



**Tube Plugs**

37° JIC

**10**



**Pipe Caps**

NPT

**10**



**Pipe Caps**

ISO Parallel

**10**



**Pipe Caps**

37° JIC

**11**



**Male Elbows**

NPT

**11**



**Male Elbows**

ISO Parallel

**11**



**Female Elbows**

NPT

**12**



**Female Elbows**

ISO Parallel

**12**



**Swivel Male Elbows**

Swivel x ISO Parallel

**12**



**Swivel Union Elbows**

Swivel

**13**



**Street Elbows**

NPT

**13**



**Street Elbow**

ISO Parallel

**13**



**Female Tees**

NPT

**14**



**Female Tees**

ISO Parallel

**14**



**Male Tee**

NPT

**14**



**Male Tees**

ISO Parallel

**15**



**Swivel Union Tees**

Swivel

**15**



**Female Cross**

NPT

**15**



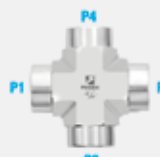
## Features

- Size Ranges from 1/16" to 2".
- For smooth flow path elbows are designed with radius junction.
- All Fittings are marked with Size, Material and Heat code for easy source tracing.
- All threads are capped for protection and properly packaged
- Straight fittings are manufactured from bar stock & Forged fittings are manufactured from forgings
- All pipe threads meet the requirement if ASME/ANSI B1.20.1 for tapered pipe threads (NPT)
- Working pressure meets the requirements of ANSI/ASME B31.3 at ambient temperature.

## Ordering Information

**PANAM** **P - HN - 4N - 4N - SS - 10K (10K - 10,000 PSIG)**

Fitting Type		P1 Size		P1 Type		P2, P3, and P4	Material	
HN	Hex Nipples	1	1/16	N	NPT Threads	Specify as per P Type and P Size	SS	316 SS
RHN	Reducing Hex Nipples	2	1/8	R	ISO Tapered Threads		B	Brass
HRN	Hex Long Nipples	3	3/16	G	ISO Parallel Threads	MO	Alloy 400	
U	Unions	4	1/4	M	Metric Threads	INC	Alloy 600	
HC	Hex Couplings	5	5/16-24	S	SAE/MS Straight Threads	CS	Carbon Steel	
RHC	Reducing Hex Couplings	6	3/8 or 3/8-24	J	37° Flare	Materials like Hastloy, Monel, Duplex 2205, Duplex 2507 etc are available upon request		
A	Adapters	7	7/16-20	SWL	Swivel			
HP	Hex Plugs	8	1/2 or M8 x 1	JSWL	JIC Swivel			
TP	Tube Plugs	9	9/16-18					
PC	Pipe Caps	10	M10 x 1					
ME	Male Elbows	12	3/4 or 3/4-16 or M12 x 1.5					
FE	Female Elbows	14	7/8-14 or M14 x 1.5					
UE	Union Elbows	16	1 or M16 x 1.5					
SE	Street Elbows	17	1 1/16-12					
FT	Female Tees	18	M15 x 1.5					
MT	Male Tees	19	1 3/16-12					
UT	Union Tees	20	1 1/4 or M20 x 1.5					
FC	Female Cross	21	1 5/16-12					
		22	M22 x 1.5					
		24	1 1/2 or M24 x 1.5					
		26	1 5/8-12					
		27	M27 x 2					
		30	1 7/8 or M30 x 2					
		32	2					



P1, P2, P3 & P4 Shall be described in the following orders. For tees the run shall proceed the branch, for cross the run shall proceed the branch

### Installation Instructions

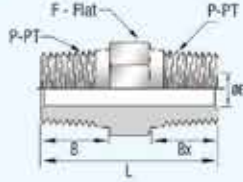
To ensure leak proof tight seal, **PANAM** recommends use of pipe thread sealant on all NPT threads. The most effective sealing method is the use of Teflon tape, Tape should be used on male NPT tapered threads. Clean both male and female tapered threads, wrap tape in direction of male tapered, cut off excess tape.

## Thread Relevant Standards & Material

Thread Relevant Standards	
NPT Threads	ASME B1.20.1, SAE AS71051
ISO Tapered Threads	ISO 7-1, BS 21, JIS B0203
ISO Parallel Threads	ISO 228, JIS B0202
SAE/MS	ASME B1.1, SAE J475
Metric	ISO 261

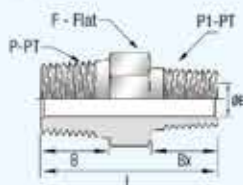
Material	Bar Stock	Forging
316 SS	ASTM A276, ASME SA479, EN 1.4401	ASTM A182, ASME SA182, EN 1.4401
304 SS	ASTM A276, ASME SA479, EN 1.4301	ASTM A182, ASME SA182, EN 1.4301
Alloy 400	ASTM B164, ASME SB164	ASTM B564, ASME SB564
Alloy 600	ASTM B166, ASME SB166	ASTM B564, ASME SB564
Brass	ASME B16/ASTM B453	ASTM B283
Carbon Steel	ASTM A108	ASTM A105

## Hex Nipples - NPT



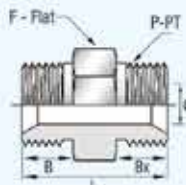
Part No	Pipe Size		Dimensions				
	P-PT, NPT		L	F	B	Bx	E
PHN-2N-SS-10K	1/8		44.5	14.0	9.5	9.5	3.0
PHN-4N-SS-10K	1/4		47.6	15.8	14.2	14.2	4.8
PHN-6N-SS-10K	3/8		50.8	22.2	14.2	14.2	6.0
PHN-8N-SS-10K	1/2		54.0	25.4	19.3	19.3	9.0
PHN-12N-SS-10K	3/4		60.3	28.5	19.3	19.3	12.0
PHN-16N-SS-10K	1		66.6	35.0	24.0	24.0	18.0

## Reducing Hex Nipples - NPT



Part No	Pipe Size		Dimensions				
	P-PT, NPT	P1-PT, NPT	L	F	B	Bx	E
PRHN-4N-2N-SS-10K	1/4	1/8	32.9	15.8	14.2	9.7	3.0
PRHN-4N-6N-SS-10K	1/4	3/8	50.8	15.8	14.2	14.2	4.8
PRHN-6N-2N-SS-10K	3/8	1/8	34.1	22.2	14.2	9.7	3.0
PRHN-6N-4N-SS-10K	3/8	1/4	38.6	22.2	14.2	14.2	4.8
PRHN-8N-2N-SS-10K	1/2	1/8	40.2	25.4	19.3	9.5	3.0
PRHN-8N-4N-SS-10K	1/2	1/4	44.7	25.4	19.3	14.2	4.8
PRHN-8N-6N-SS-10K	1/2	3/8	50.8	25.4	19.3	14.2	6.0
PRHN-12N-2N-SS-10K	3/4	1/8	42.4	28.5	19.3	9.5	3.0
PRHN-12N-4N-SS-10K	3/4	1/4	46.9	28.5	19.3	14.2	4.8
PRHN-12N-6N-SS-10K	3/4	3/8	46.9	28.5	19.3	14.2	6.0
PRHN-12N-8N-SS-10K	3/4	1/2	51.8	28.5	19.3	19.3	9.0
PRHN-16N-2N-SS-10K	1	1/8	49.8	35.0	24.0	9.5	3.0
PRHN-16N-4N-SS-10K	1	1/4	54.3	35.0	24.0	14.2	4.8
PRHN-16N-6N-SS-10K	1	3/8	54.3	35.0	24.0	14.2	6.0
PRHN-16N-8N-SS-10K	1	1/2	59.2	35.0	24.0	19.3	9.0
PRHN-16N-12N-SS-10K	1	3/4	59.2	35.0	24.0	19.3	12.0

## Hex Nipples - ISO Parallel



Part No	Pipe Size		Dimensions				
	P-PT, BSPP		L	F	B	Bx	E
PHN-2G-SS-10K	1/8		23.5	14.0	8.0	8.0	3.0
PHN-4G-SS-10K	1/4		31.5	19.0	11.0	11.0	4.8
PHN-6G-SS-10K	3/8		34.7	22.0	12.0	12.0	6.0
PHN-8G-SS-10K	1/2		40.7	27.0	14.0	14.0	9.0
PHN-10G-SS-10K	5/8		45.2	30.0	16.0	16.0	10.0
PHN-12G-SS-10K	3/4		45.2	32.0	16.0	16.0	12.0
PHN-16G-SS-10K	1		51.9	41.0	19.0	19.0	18.0
PHN-20G-SS-10K	1 1/4		61.4	50.0	20.0	20.0	22.0
PHN-24G-SS-10K	1 1/2		67.4	55.0	22.0	22.0	24.0
PHN-32G-SS-10K	2		76.4	70.0	25.0	25.0	24.0

## Hex Nipples - NPT x ISO Parallel



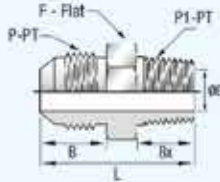
Part No	Pipe Size		Dimensions				
	P-PT, NPT	P1-PT, BSPP	L	F	B	Bx	E
PHN-2N-2G-SS-10K	1/8	1/8	7.1	14.2	9.5	7.1	4.3
PHN-2N-4G-SS-10K	1/8	1/4	11.2	19.0	9.5	11.2	4.3
PHN-4N-2G-SS-10K	1/4	1/8	7.1	15.8	14.2	7.1	4.3
PHN-4N-4G-SS-10K	1/4	1/4	11.2	19.0	14.2	11.2	5.8
PHN-4N-6G-SS-10K	1/4	3/8	11.2	22.2	14.2	11.2	6.3
PHN-4N-8G-SS-10K	1/4	1/2	14.2	27.0	14.2	14.2	5.8
PHN-6N-4G-SS-10K	3/8	1/4	11.2	22.2	14.2	11.2	5.8
PHN-6N-6G-SS-10K	3/8	3/8	11.2	22.2	14.2	11.2	8.1
PHN-6N-8G-SS-10K	3/8	1/2	14.2	27.0	14.2	14.2	8.1
PHN-8N-4G-SS-10K	1/2	1/4	11.2	25.4	19.3	11.2	5.8
PHN-8N-6G-SS-10K	1/2	3/8	11.2	25.4	19.3	11.2	8.1
PHN-8N-8G-SS-10K	1/2	1/2	14.2	27.0	19.3	14.2	10.2
PHN-8N-10G-SS-10K	1/2	5/8	14.2	30.0	19.3	14.2	10.4
PHN-8N-12G-SS-10K	1/2	3/4	15.7	32.0	19.3	15.8	10.4
PHN-12N-8G-SS-10K	3/4	1/2	14.2	28.5	19.3	14.2	13.4
PHN-12N-12G-SS-10K	3/4	3/4	15.7	33.3	19.3	15.8	13.4
PHN-12N-16-SS-10K	3/4	1	18.3	41.0	19.3	18.3	13.4
PHN-16N-8G-SS-10K	1	1/2	14.2	41.0	24.0	14.2	11.9
PHN-16N-12G-SS-10K	1	3/4	15.7	41.0	24.0	15.8	13.4
PHN-16N-16G-SS-10K	1	1	18.3	41.0	24.0	18.3	17.0
PHN-16N-20G-SS-10K	1	1 1/4	18.5	50.0	24.0	18.6	17.0

## Hex Nipples - 37° JIC x 37° JIC



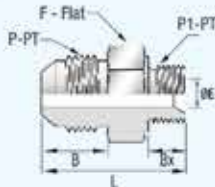
Part No	Tube Size				Dimensions				
	Inch	P-PT, JIC / UNF	Inch	P1-PT, JIC / UNF	L	F	B	Bx	E
PHN-4J-SS-10K	1/4	7/16-20	1/4	7/16-20	34.8	19.0	14.0	14.0	4.3
PHN-5J-SS-10K	5/16	1/2-20	5/16	1/2-20	34.8	14.2	14.0	14.1	5.8
PHN-6J-SS-10K	3/8	9/16-18	3/8	9/16-18	35.8	15.8	14.2	14.2	6.6
PHN-8J-SS-10K	1/2	3/4-16	1/2	3/4-16	41.1	20.6	16.8	16.8	9.1
PHN-10J-SS-10K	5/8	7/8-14	5/8	7/8-14	47.8	23.8	19.3	19.3	10.7
PHN-12J-SS-10K	3/4	1 1/16-12	3/4	1 1/16-12	54.9	28.5	21.8	21.8	13.2
PHN-16-SS-10K	1	1 5/16-12	1	1 5/16-12	57.1	35.0	23.1	23.1	17.0
PHN-6J-4J-SS-10K	3/8	9/16-18	1/4	7/16-20	35.6	15.8	14.2	14.2	4.3
PHN-8J-4J-SS-10K	1/2	3/4-16	1/4	7/16-20	38.4	20.6	16.8	16.8	4.3
PHN-12J-10J-SS-10K	1/2	3/4-16	3/8	9/16-18	38.6	20.6	16.8	16.8	6.6

## Hex Nipples - 37° JIC x NPT



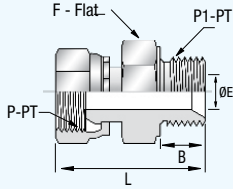

Part No	Tube Size		Pipe Size	Dimensions				
	Inch	P-PT, JIC / UNF	P1-PT, NPT	L	F	B	Bx	E
PHN-2J-4N-SS-10K	1/8	5/16-24	1/4	33.5	14.3	14.2	11.4	1.5
PHN-4J-4N-SS-10K	1/4	7/16-20	1/4	36.1	15.0	14.2	14.0	4.3
PHN-4J-6N-SS-10K	1/4	7/16-20	3/8	36.1	22.2	14.2	14.0	4.3
PHN-4J-8N-SS-10K	1/4	7/16-20	1/2	42.7	28.6	19.3	14.0	4.3
PHN-6J-4N-SS-10K	3/8	9/16-18	1/4	36.3	15.8	14.2	14.2	6.6
PHN-6J-6N-SS-10K	3/8	9/16-18	3/8	36.3	22.2	14.2	14.2	6.6
PHN-6J-8N-SS-10K	3/8	9/16-18	1/2	42.9	25.4	19.3	14.2	6.6
PHN-8J-4N-SS-10K	1/2	3/4-16	1/4	38.9	20.5	14.2	16.8	9.1
PHN-8J-6N-SS-10K	1/2	3/4-16	3/8	38.9	22.2	14.2	16.8	9.1
PHN-8J-8N-SS-10K	1/2	3/4-16	1/2	45.5	28.5	19.3	16.8	9.1
PHN-8J-12N-SS-10K	1/2	3/4-16	3/4	47.0	28.5	19.3	16.8	9.1
PHN-12J-8N-SS-10K	3/4	1 1/16-12	1/2	52.3	28.5	19.3	21.8	13.2
PHN-12J-12N-SS-10K	3/4	1 1/16-12	3/4	52.3	28.5	19.3	21.8	13.2
PHN-16J-6N-SS-10K	1	1 5/16-12	3/8	48.8	35.0	14.2	23.1	17.0
PHN-16J-8N-SS-10K	1	1 5/16-12	1/2	53.6	35.0	19.3	23.1	17.0
PHN-16J-12N-SS-10K	1	1 5/16-12	3/4	53.6	35.0	14.2	23.1	17.0
PHN-16J-16N-SS-10K	1	1 5/16-12	1	58.4	35.0	24.0	23.1	17.0

## Hex Nipples - 37° JIC x ISO Parallel



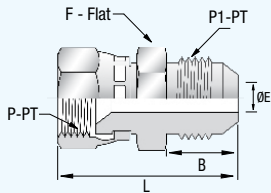
Part No	Tube Size		Pipe Size	Dimensions				
	Inch	P-PT, JIC / UNF	P1-PT, BSPP	L	F	B	Bx	E
PHN-4J-4G-SS-10K	1/4	7/16-20	1/4	31.8	15.8	14.0	11.2	4.3
PHN-4J-6G-SS-10K	1/4	7/16-20	3/8	33.0	22.2	14.0	11.2	4.3
PHN-4J-8G-SS-10K	1/4	7/16-20	1/2	38.6	28.6	14.0	14.2	4.3
PHN-6J-6G-SS-10K	3/8	9/16-18	3/8	33.0	22.2	14.2	11.2	6.6
PHN-8J-8G-SS-10K	1/2	3/4-16	1/2	41.4	28.6	16.8	14.2	9.9
PHN-8J-12G-SS-10K	1/4	7/16-20	3/4	39.4	33.3	14.0	15.7	4.3

## Hex Nipples - Swivel x ISO Parallel



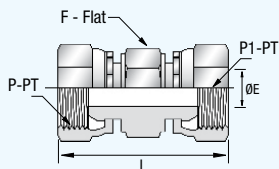

Part No	Pipe Size		Dimensions			
	P-PT, BSPP	P1-PT, BSPP	L	F	B	E
PHN-4GSWL-4G-SS-10K	1/4	1/4	36.6	19.0	11.0	6.0
PHN-4GSWL-6G-SS-10K	1/4	3/8	38.5	22.0	11.0	6.0
PHN-4GSWL-8G-SS-10K	1/4	1/2	42.0	27.0	11.0	6.0
PHN-6GSWL-4G-SS-10K	3/8	1/4	38.3	22.0	12.0	7.0
PHN-6GSWL-6G-SS-10K	3/8	3/8	40.0	22.0	12.0	7.0
PHN-6GSWL-8G-SS-10K	3/8	1/2	43.6	27.0	14.0	7.0
PHN-8GSWL-6G-SS-10K	1/2	3/8	43.5	27.0	14.0	9.0
PHN-8GSWL-8G-SS-10K	1/2	1/2	46.1	27.0	14.0	9.0
PHN-8GSWL-12G-SS-10K	1/2	3/4	48.0	32.0	14.0	9.0
PHN-12GSWL-8G-SS-10K	3/4	1/2	48.6	32.0	16.0	12.0
PHN-12GSWL-12G-SS-10K	3/4	3/4	50.0	32.0	16.0	12.0
PHN-12GSWL-16G-SS-10K	3/4	1	54.3	41.0	16.0	12.0
PHN-16GSWL-16G-SS-10K	1	1	57.3	41.0	19.0	18.0

## Hex Nipples - 37° JIC Swivel x 37° JIC



Part No	Tube OD (P-PT)		P1-PT		Dimensions			
	inch	JIC/UNF	inch	JIC/UNF	L	F	B	E
PHN-4JSWL-4J-SS-10K	1/4	7/16-20	1/4	7/16-20	28.4	14.3	14.0	4.3
PHN-4JSWL-6J-SS-10K	1/4	7/16-20	3/8	9/16-18	32.8	17.5	14.0	4.3
PHN-4JSWL-8J-SS-10K	1/4	7/16-20	1/2	3/4-16	34.0	23.8	14.0	4.3
PHN-5JSWL-4J-SS-10K	5/16	1/2-20	1/4	7/16-20	30.0	14.3	14.0	5.8
PHN-6JSWL-4J-SS-10K	3/8	9/16-18	1/4	7/16-20	30.7	14.3	14.2	6.6
PHN-6JSWL-6J-SS-10K	3/8	9/16-18	3/8	9/16-18	33.0	17.5	14.2	6.6
PHN-6JSWL-8J-SS-10K	3/8	9/16-18	1/2	3/4-16	35.1	23.8	14.2	6.6
PHN-8JSWL-4J-SS-10K	1/2	3/4-16	1/4	7/16-20	33.3	20.6	16.8	9.1
PHN-8JSWL-6J-SS-10K	1/2	3/4-16	3/8	9/16-18	35.6	20.6	16.8	9.1
PHN-8JSWL-8J-SS-10K	1/2	3/4-16	1/2	3/4-16	35.6	23.8	16.8	9.1
PHN-8JSWL-12J-SS-10K	1/2	3/4-16	3/4	1 1/16-12	38.1	31.8	16.8	9.1

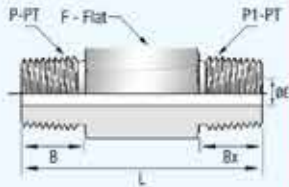
## Swivel Union - ISO Parallel



Part No	Pipe Size		Dimensions		
	P-PT, BSPP	P1-PT, BSPP	L	F	E
PSU-4GSWL-SS-10K	1/4	1/4	23.1	14.3	4.3
PSU-6GSWL-4GSWL-SS-10K	3/8	1/4	26.4	17.5	4.3
PSU-6GSWL-SS-10K	3/8	3/8	28.7	17.5	7.6
PSU-8GSWL-4GSWL-SS-10K	1/2	1/4	31.2	23.8	4.3
PSU-8GSWL-6GSWL-SS-10K	1/2	3/8	31.2	23.8	7.6
PSU-8GSWL-SS-10K	1/2	1/2	32.8	23.8	9.9
PSU-12GSWL-SS-10K	3/4	3/4	41.1	31.8	14.2
PSU-16GSWL-SS-10K	1	1	42.2	38.1	19.0

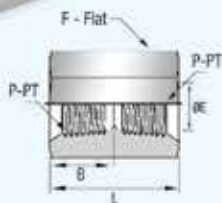


## Hex Long Nipples - NPT x NPT



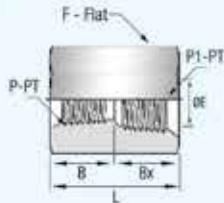
Part No	Pipe Size		Dimensions				
	P-PT, NPT	P1-PT, NPT	L	F	B	Bx	E
PHLN-2N-SS-L1.5-10K	1/8	1/8	38.1	14.0	9.5	9.5	3.0
PHLN-4N-SS-L2.0-10K	1/8	1/8	50.8	14.0	9.5	9.5	3.0
PHLN-4N-6N-SS-L2.5-10K	1/8	1/8	63.5	14.0	9.5	9.5	3.0
PHLN-4N-8N-SS-L3.0-10K	1/8	1/8	76.2	14.0	9.5	9.5	3.0
PHLN-6N-SS-L1.5-10K	1/4	1/4	38.1	15.8	14.2	14.2	4.8
PHLN-6N-8N-SS-L2.0-10K	1/4	1/4	50.8	15.8	14.2	14.2	4.8
PHLN-8N-SS-L2.5-10K	1/4	1/4	63.5	15.8	14.2	14.2	4.8
PHLN-12N-SS-L3.0-10K	1/4	1/4	76.2	15.8	14.2	14.2	4.8
PHLN-16N-SS-L4.0-10K	1/4	1/4	101.6	15.8	14.2	14.2	4.8
PHLN-4N-SS-L1.5-10K	3/8	3/8	38.1	22.2	14.2	14.2	6.0
PHLN-4N-6N-SS-L2.0-10K	3/8	3/8	50.8	22.2	14.2	14.2	6.0
PHLN-4N-8N-SS-L2.5-10K	3/8	3/8	63.5	22.2	14.2	14.2	6.0
PHLN-6N-SS-L3.0-10K	3/8	3/8	76.2	22.2	14.2	14.2	6.0
PHLN-6N-8N-SS-L4.0-10K	3/8	3/8	101.6	22.2	14.2	14.2	6.0
PHLN-8N-SS-L2.0-10K	1/2	1/2	50.8	25.4	19.3	19.3	9.0
PHLN-12N-SS-L3.0-10K	1/2	1/2	76.2	25.4	19.3	19.3	9.0
PHLN-16N-SS-L4.0-10K	1/2	1/2	101.6	25.4	19.3	19.3	9.0
PHLN-4N-8N-SS-L6.0-10K	1/2	1/2	152.6	25.4	19.3	19.3	9.0
PHLN-6N-SS-L2.0-10K	3/4	3/4	50.8	28.5	19.3	19.3	12.0
PHLN-6N-8N-SS-L3.0-10K	3/4	3/4	76.2	28.5	19.3	19.3	12.0
PHLN-8N-SS-L4.0-10K	3/4	3/4	101.6	28.5	19.3	19.3	12.0
PHLN-12N-SS-L3.0-10K	1	1	76.2	35.0	24.0	24.0	18.0
PHLN-16N-SS-L4.0-10K	1	1	101.6	35.0	24.0	24.0	18.0

## Hex Coupling - NPT



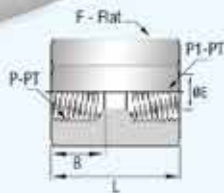
Part No	Pipe Size	Dimensions		
	P-PT, NPT	L	F	B
PHC-2N-SS-10K	1/8	25.4	16.0	9.5
PHC-4N-SS-10K	1/4	31.8	19.1	14.2
PHC-6N-SS-10K	3/8	35.1	25.4	14.2
PHC-8N-SS-10K	1/2	38.1	35.1	19.3
PHC-12N-SS-10K	3/4	44.5	35.1	19.3
PHC-16N-SS-10K	1	55.4	44.5	24.0

## Reducing Hex Coupling - NPT



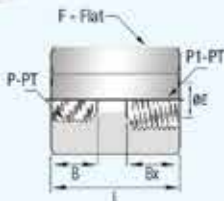
Part No	Pipe Size		Dimensions				
	P-PT, NPT	P1-PT, NPT	L	F	B	Bx	E
PRHC-2N-4N-SS-10K	1/8	1/4	31.8	19.1	9.5	14.2	3.0
PRHC-2N-6N-SS-10K	1/8	3/8	35.1	25.4	9.5	14.2	3.0
PRHC-2N-8N-SS-10K	1/8	1/2	38.1	31.8	9.5	19.3	3.0
PRHC-2N-12N-SS-10K	1/8	3/4	41.1	35.1	9.5	19.3	3.0
PRHC-2N-16N-SS-10K	1/8	1	50.8	44.5	9.5	24.0	3.0
PRHC-4N-6N-SS-10K	1/4	3/8	35.1	25.4	14.2	14.2	4.8
PRHC-4N-8N-SS-10K	1/4	1/2	41.1	35.1	14.2	19.3	4.8
PRHC-4N-12N-SS-10K	1/4	3/4	44.5	35.1	14.2	19.3	4.8
PRHC-4N-16N-SS-10K	1/4	1	50.8	44.5	14.2	24.0	4.8
PRHC-6N-8N-SS-10K	3/8	1/2	41.4	35.1	14.2	19.3	6.0
PRHC-6N-12N-SS-10K	3/8	3/4	44.5	35.1	14.2	19.3	6.0
PRHC-6N-16N-SS-10K	3/8	1	50.8	44.5	14.2	24.0	6.0
PRHC-8N-12N-SS-10K	1/2	3/4	44.5	35.1	19.3	19.3	9.0
PRHC-8N-16N-SS-10K	1/2	1	55.6	44.5	19.3	24.0	9.0

## Hex Coupling - ISO Parallel



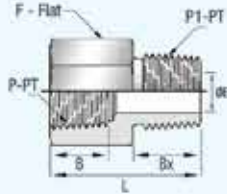
Part No	Pipe Size	Dimensions			
	P-PT, BSPP	L	F	B	E
PHC-2G-SS-10K	1/8	25.4	16.0	9.5	3.0
PHC-4G-SS-10K	1/4	31.8	19.1	15.5	4.8
PHC-6G-SS-10K	3/8	35.1	25.4	15.5	6.0
PHC-8G-SS-10K	1/2	38.1	35.1	19.0	9.0
PHC-12G-SS-10K	3/4	44.5	35.1	22.0	12.0
PHC-16G-SS-10K	1	55.4	44.5	22.0	18.0

## Hex Reducing Coupling - ISO Parallel



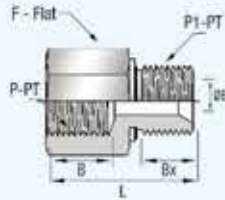
Part No	Pipe Size		Dimensions				
	P-PT, BSPP	P1-PT, BSPP	L	F	B	Bx	E
PRHC-2G-4G-SS-10K	1/8	1/4	31.8	19.0	9.5	15.5	3.0
PRHC-2G-6G-SS-10K	1/8	3/8	35.1	22.0	9.5	15.5	3.0
PRHC-2G-8G-SS-10K	1/8	1/2	38.1	35.1	9.5	19.0	3.0
PRHC-2G-12G-SS-10K	1/8	3/4	41.1	35.1	9.5	22.0	3.0
PRHC-2G-16G-SS-10K	1/8	1	50.8	44.5	9.5	24.5	3.0
PRHC-4G-6G-SS-10K	1/4	3/8	35.1	25.4	15.5	15.5	4.8
PRHC-4G-8G-SS-10K	1/4	1/2	41.1	35.1	15.5	19.0	4.8
PRHC-4G-12G-SS-10K	1/4	3/4	44.5	35.1	15.5	22.0	4.8
PRHC-4G-16G-SS-10K	1/4	1	50.8	44.5	15.5	24.5	4.8
PRHC-6G-8G-SS-10K	3/8	1/2	41.4	35.1	15.5	19.0	6.0
PRHC-6G-12G-SS-10K	3/8	3/4	44.5	35.1	15.5	15.5	6.0
PRHC-6G-16G-SS-10K	3/8	1	50.8	44.5	15.5	24.5	6.0
PRHC-8G-12G-SS-10K	1/2	3/4	44.5	35.1	19.0	22.0	9.0
PRHC-8G-16G-SS-10K	1/2	1	55.6	44.5	19.0	24.5	9.0

## Adapters - NPT



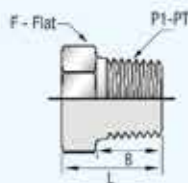
Part No	Pipe Size		Dimensions				
	P-PT, NPT	P1-PT, NPT	L	F	B	Bx	E
PA-2N-4N-SS-10K	1/8	1/4	35.1	19.1	9.5	15.5	8.5
PA-2N-6N-SS-10K	1/8	3/8	39.6	25.4	9.5	15.5	14.0
PA-2N-8N-SS-10K	1/8	1/2	39.6	35.1	9.5	22.0	18.0
PA-2N-12N-SS-10K	1/8	3/4	53.8	35.1	9.5	22.0	22.0
PA-2N-16N-SS-10K	1/8	1	57.2	44.5	9.5	24.5	22.0
PA-4N-2N-SS-10K	1/4	1/8	38.1	19.1	14.2	9.5	8.5
PA-4N-6N-SS-10K	1/4	3/8	44.5	22.4	14.2	15.5	14.0
PA-4N-8N-SS-10K	1/4	1/2	44.5	35.1	14.2	22.0	18.0
PA-4N-12N-SS-10K	1/4	3/4	57.2	35.1	14.2	22.0	22.0
PA-4N-16N-SS-10K	1/4	1	60.5	44.5	14.2	24.5	22.0
PA-6N-2N-SS-10K	3/8	1/8	38.1	22.2	14.2	9.5	8.5
PA-6N-4N-SS-10K	3/8	1/4	41.1	22.2	14.2	15.5	11.0
PA-6N-8N-SS-10K	3/8	1/2	50.8	35.1	14.2	22.0	18.0
PA-6N-12N-SS-10K	3/8	3/4	50.8	35.1	14.2	22.0	22.0
PA-6N-16N-SS-10K	3/8	1	65.0	44.5	14.2	24.5	22.0
PA-8N-2N-SS-10K	1/2	1/8	44.5	25.4	19.3	9.5	8.5
PA-8N-4N-SS-10K	1/2	1/4	46.0	25.4	19.3	15.5	11.0
PA-8N-6N-SS-10K	1/2	3/8	50.8	25.4	19.3	15.5	14.0
PA-8N-12N-SS-10K	1/2	3/4	63.5	35.1	19.3	22.0	22.0
PA-8N-16N-SS-10K	1/2	1	65.0	44.5	19.3	24.5	22.0
PA-12N-2N-SS-10K	3/4	1/8	38.4	28.5	19.3	9.5	8.5
PA-12N-4N-SS-10K	3/4	1/4	38.4	28.5	19.3	15.5	11.0
PA-12N-6N-SS-10K	3/4	3/8	50.8	28.5	19.3	15.5	14.0
PA-12N-8N-SS-10K	3/4	1/2	50.8	28.5	19.3	22.0	18.0
PA-12N-16N-SS-10K	3/4	1	65.0	44.5	19.3	24.5	22.0
PA-16N-2N-SS-10K	1	1/8	50.8	35.1	24.0	9.5	8.5
PA-16N-4N-SS-10K	1	1/4	47.8	35.1	24.0	15.5	11.0
PA-16N-6N-SS-10K	1	3/8	57.2	35.1	24.0	15.5	14.0
PA-16N-8N-SS-10K	1	1/2	60.2	35.1	24.0	22.0	18.0
PA-16N-12N-SS-10K	1	3/4	69.9	35.1	24.0	22.0	22.0

## Adapters - ISO Parallel



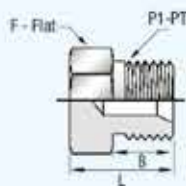
Part No	Pipe Size		Dimensions				
	P-PT, BSPP	P1-PT, BSPP	L	F	B	Bx	E
PA-2G-4G-SS-10K	1/8	1/4	37.1	22.0	12.0	11.0	4.8
PA-2G-6G-SS-10K	1/8	3/8	36.9	22.0	12.0	12.0	6.0
PA-2G-8G-SS-10K	1/8	1/2	38.0	27.0	14.0	11.0	4.8
PA-2G-10G-SS-10K	1/8	5/8	45.3	27.0	14.0	12.0	6.0
PA-12G-4G-SS-10K	3/4	1/4	40.0	30.0	16.0	11.0	4.8
PA-12G-6G-SS-10K	3/4	3/8	41.6	32.0	16.0	12.0	6.0
PA-12G-8G-SS-10K	3/4	1/2	47.3	32.0	16.0	14.0	9.0
PA-16G-4G-SS-10K	1	1/4	43.0	41.0	19.0	11.0	4.8
PA-16G-6G-SS-10K	1	3/8	44.6	41.0	19.0	12.0	6.0
PA-16G-8G-SS-10K	1	1/2	50.3	41.0	19.0	14.0	9.0
PA-16G-12G-SS-10K	1	3/4	52.2	41.0	19.0	16.0	12.0

## Hex Plug - NPT



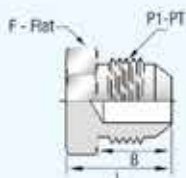
Part No	Pipe Size	Dimensions		
	P-PT, NPT	L	F	B
PHP-2N-SS-10K	1/8	25.4	12.7	9.5
PHP-4N-SS-10K	1/4	28.4	16.0	14.2
PHP-6N-SS-10K	3/8	28.4	19.1	14.2
PHP-8N-SS-10K	1/2	38.1	25.4	19.3
PHP-12N-SS-10K	3/4	38.1	35.1	19.3
PHP-16N-SS-10K	1	47.8	35.1	24.0

## Hex Plug - ISO Parallel



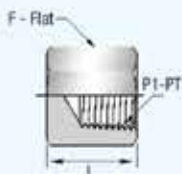
Part No	Pipe Size	Dimensions		
	P-PT, BSPP	L	F	B
PHP-2G-SS-10K	1/8	14.3	14.0	8.0
PHP-4G-SS-10K	1/4	18.8	19.0	11.0
PHP-6G-SS-10K	3/8	20.5	22.0	12.0
PHP-8G-SS-10K	1/2	24.0	27.0	14.0
PHP-10G-SS-10K	5/8	24.0	30.0	16.0
PHP-12G-SS-10K	3/4	26.5	32.0	16.0
PHP-16G-SS-10K	1	30.2	41.0	19.0
PHP-20G-SS-10K	1 1/4	38.7	50.0	20.0
PHP-24G-SS-10K	1 1/2	42.7	55.0	22.0
PHP-32G-SS-10K	2	48.2	70.0	25.0

## Tube Plug - 37° JIC



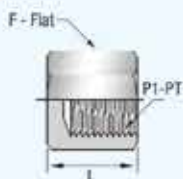
Part No	Tube Size		Dimensions		
	Inch	P-PT, JIC / UNF	L	F	B
PTP-4J-SS-10K	1/4	7/16-20	20.3	12.7	20.3
PTP-5J-SS-10K	5/16	1/2-20	20.3	14.2	20.3
PTP-6J-SS-10K	3/8	9/16-18	21.3	15.8	21.3
PTP-8J-SS-10K	1/2	3/4-16	23.9	20.6	23.9
PTP-10J-SS-10K	5/8	7/8-14	27.9	23.8	27.9
PTP-12J-SS-10K	3/4	1 1/16-12	32.5	28.6	32.5
PTP-16J-SS-10K	1	1 5/16-12	33.8	34.9	33.8

## Pipe Cap - NPT



Part No	Pipe Size	Dimensions	
	P-PT, NPT	L	F
PPC-2N-SS-10K	1/8	19.1	16.0
PPC-4N-SS-10K	1/4	25.4	19.1
PPC-6N-SS-10K	3/8	25.4	25.4
PPC-8N-SS-10K	1/2	31.8	35.1
PPC-12N-SS-10K	3/4	38.1	35.1
PPC-16N-SS-10K	1	42.7	44.5

## Pipe Cap - ISO Parallel



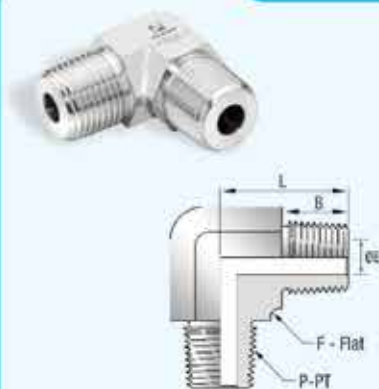
Part No	Pipe Size	Dimensions		
	P-PT, BSPP	L	F	B
PPC-2G-SS-10K	1/8	19.1	16.0	9.5
PPC-4G-SS-10K	1/4	25.4	19.1	14.2
PPC-6G-SS-10K	3/8	25.4	25.4	14.2
PPC-8G-SS-10K	1/2	31.8	35.1	19.3
PPC-12G-SS-10K	3/4	38.1	35.1	19.3
PPC-16G-SS-10K	1	42.7	44.5	24.0

## Pipe Cap - 37° JIC



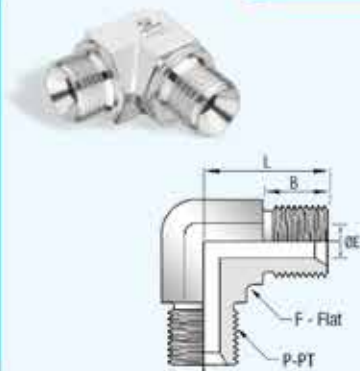
Part No	Tube Size		Dimensions	
	Inch	P-PT, JIC / UNF	L	F
PPC-4J-SS-10K	1/4	7/16-20	17.0	14.3
PPC-5J-SS-10K	5/16	1/2-20	19.6	15.9
PPC-6J-SS-10K	3/8	9/16-18	20.6	17.5
PPC-8J-SS-10K	1/2	3/4-16	23.9	22.2
PPC-10J-SS-10K	5/8	7/8-14	27.2	25.4
PPC-12J-SS-10K	3/4	1 1/16-12	31.5	31.8
PPC-16J-SS-10K	1	1 5/16-12	32.8	38.1

## Male Elbow - NPT



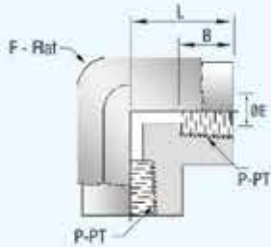
Part No	Pipe Size P-PT, NPT	Dimensions				
		L	Lx	F	B	E
PME-2N-SS-10K	1/8	23.5	23.5	15.8	9.5	3.0
PME-4N-SS-10K	1/4	28.0	28.0	19.5	14.2	4.8
PME-6N-SS-10K	3/8	28.0	28.0	22.5	14.2	6.0
PME-8N-SS-10K	1/2	29.0	29.0	24.0	19.3	9.0
PME-12N-SS-10K	3/4	35.0	35.0	30.5	19.3	12.0
PME-16N-SS-10K	1	48.5	48.5	42.0	24.0	18.0

## Male Elbow - ISO Parallel



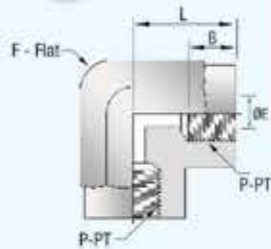
Part No	Pipe Size P-PT, BSPP	Dimensions				
		L	Lx	F	B	E
PME-2G-SS-10K	1/8	23.5	23.5	15.8	9.0	3.0
PME-4G-SS-10K	1/4	28.0	28.0	19.5	11.0	4.8
PME-6G-SS-10K	3/8	28.0	28.0	22.5	11.0	6.0
PME-8G-SS-10K	1/2	29.0	29.0	24.0	13.5	9.0
PME-12G-SS-10K	3/4	35.0	35.0	30.5	19.3	12.0
PME-16G-SS-10K	1	48.5	48.5	42.0	24.0	18.0

## Female Elbow - NPT



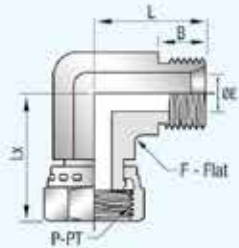
Part No	Pipe Size	Dimensions			
	P-PT, NPT	L	F	B	E
PFE-2N-SS-10K	1/8	23.5	19.0	9.5	4.8
PFE-4N-SS-10K	1/4	28.0	24.0	15.5	6.0
PFE-6N-SS-10K	3/8	28.0	30.5	15.5	7.0
PFE-8N-SS-10K	1/2	29.0	36.0	22.0	9.0
PFE-12N-SS-10K	3/4	39.5	36.0	22.0	12.0
PFE-16N-SS-10K	1	48.5	44.5	24.0	18.0

## Female Elbow - ISO Parallel



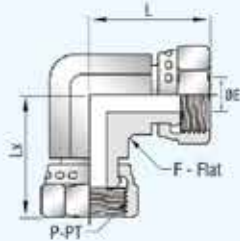
Part No	Pipe Size	Dimensions			
	P-PT, BSPP	L	F	B	E
PFE-2G-SS-10K	1/8	23.5	19.0	9.5	4.8
PFE-4G-SS-10K	1/4	28.0	24.0	15.5	6.0
PFE-6G-SS-10K	3/8	28.0	30.5	15.5	7.0
PFE-8G-SS-10K	1/2	29.0	36.0	19.0	9.0
PFE-12G-SS-10K	3/4	39.5	36.0	22.0	12.0
PFE-16G-SS-10K	1	48.5	44.5	24.0	18.0

## Swivel Male Elbow - Swivel x ISO Parallel



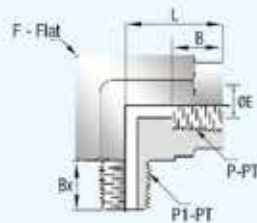
Part No	Pipe Size		Dimensions				
	P-PT, BSPP	P1-PT, BSPP	L	Lx	F	B	E
PME-2GSWL-2G-SS-10K	1/8	1/8	23.5	23.5	15.8	8.0	4.8
PME-4GSWL-4G-SS-10K	1/4	1/4	28.0	28.0	19.5	11.0	6.0
PME-6GSWL-6G-SS-10K	3/8	3/8	28.0	28.0	19.5	12.0	7.0
PME-8GSWL-8G-SS-10K	1/2	1/2	29.0	29.0	24.0	14.0	9.0
PME-10GSWL-10G-SS-10K	5/8	5/8	35.0	35.0	30.5	16.0	10.0
PME-12GSWL-12G-SS-10K	3/4	3/4	39.5	39.5	36.0	16.0	12.0
PME-16GSWL-16G-SS-10K	1	1	39.5	39.5	36.0	19.0	18.0
PME-20GSWL-20G-SS-10K	1 1/4	1 1/4	48.5	48.5	42.0	20.0	22.0
PME-24GSWL-24G-SS-10K	1 1/2	1 1/2	48.5	48.5	42.0	22.0	24.0

## Swivel Union Elbow



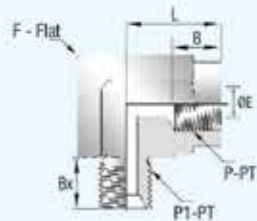
Part No	Pipe Size		Dimensions				
	P-PT, BSPP	P1-PT, BSPP	L	Lx	F	B	E
PUE-4GSWL-SS-10K	1/4	1/4	28.0	28.0	19.5	11.0	6.0
PUE-6GSWL-SS-10K	3/8	3/8	28.0	28.0	19.5	12.0	7.0
PUE-8GSWL-SS-10K	1/2	1/2	29.0	29.0	24.0	14.0	9.0
PUE-10GSWL-SS-10K	5/8	5/8	35.0	35.0	30.5	16.0	10.0
PUE-12GSWL-SS-10K	3/4	3/4	39.5	39.5	36.0	16.0	12.0
PUE-16GSWL-SS-10K	1	1	39.5	39.5	36.0	19.0	18.0
PUE-20GSWL-SS-10K	1 1/4	1 1/4	48.5	48.5	42.0	20.0	22.0
PUE-24GSWL-SS-10K	1 1/2	1 1/2	48.5	48.5	42.0	22.0	24.0

## Street Elbow - NPT



Part No	Pipe Size		Dimensions				
	P-PT, NPT	P1-PT, NPT	L	F	B	Bx	E
PSE-2N-SS-10K	1/8	1/8	28.0	19.0	9.5	9.5	3.0
PSE-4N-SS-10K	1/4	1/4	29.0	24.0	14.2	15.5	4.8
PSE-6N-SS-10K	3/8	3/8	35.0	30.5	14.2	15.5	6.0
PSE-8N-SS-10K	1/2	1/2	39.5	36.0	19.3	22.0	9.0
PSE-12N-SS-10K	3/4	3/4	39.5	36.0	19.3	19.3	12.0
PSE-16N-SS-10K	1	1	48.5	44.5	24.0	24.0	18.0

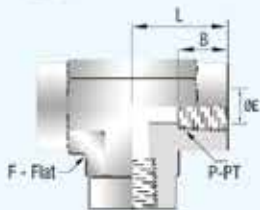
## Street Elbow - ISO Parallel



Part No	Pipe Size		Dimensions				
	P-PT, BSPP	P1-PT, BSPP	L	F	B	Bx	E
PSE-2G-SS-10K	1/8	1/8	28.0	19.0	9.5	9.5	3.0
PSE-4G-SS-10K	1/4	1/4	29.0	24.0	14.2	15.5	4.8
PSE-6G-SS-10K	3/8	3/8	35.0	30.5	14.2	15.5	6.0
PSE-8G-SS-10K	1/2	1/2	39.5	36.0	19.3	19.3	9.0
PSE-12G-SS-10K	3/4	3/4	39.5	36.0	19.3	19.3	12.0
PSE-16G-SS-10K	1	1	48.5	44.5	24.0	24.0	18.0

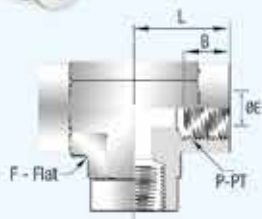


## Female Tee - NPT



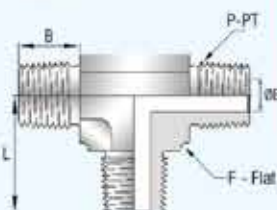
Part No	Pipe Size	Dimensions			
	P-PT, NPT	L	F	B	E
PFT-2N-SS-10K	1/8	52.5	19.0	9.5	4.8
PFT-4N-SS-10K	1/4	58.0	24.0	15.5	6.0
PFT-6N-SS-10K	3/8	70.0	30.5	15.5	7.0
PFT-8N-SS-10K	1/2	79.0	36.0	22.0	9.0
PFT-12N-SS-10K	3/4	39.5	36.0	22.0	12.0
PFT-16N-SS-10K	1	48.5	44.5	24.0	18.0

## Female Tee - ISO Parallel



Part No	Pipe Size	Dimensions			
	P-PT, BSPP	L	F	B	E
PFT-2G-SS-10K	1/8	52.5	19.0	9.5	4.8
PFT-4G-SS-10K	1/4	58.0	24.0	15.5	6.0
PFT-6G-SS-10K	3/8	70.0	30.5	15.5	7.0
PFT-8G-SS-10K	1/2	79.0	36.0	19.0	9.0
PFT-12G-SS-10K	3/4	39.5	36.0	22.0	12.0
PFT-16G-SS-10K	1	48.5	44.5	24.0	18.0

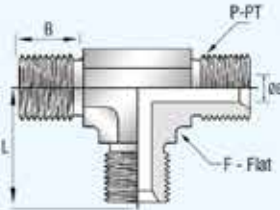
## Male Tee - NPT



Part No	Pipe Size	Dimensions			
	P-PT, NPT	L	F	B	E
PMT-2N-SS-10K	1/8	45.5	15.8	9.5	3.0
PMT-4N-SS-10K	1/4	52.5	19.0	14.2	4.8
PMT-6N-SS-10K	3/8	52.5	22.2	14.2	6.0
PMT-8N-SS-10K	1/2	58.0	24.0	19.3	9.0
PMT-12N-SS-10K	3/4	39.5	36.0	22.0	12.0
PMT-16N-SS-10K	1	48.5	42.0	24.0	18.0

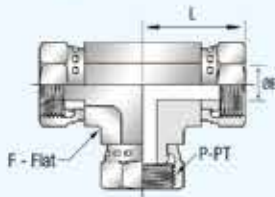
# High Pressure Pipe Fittings

## Male Tee - ISO Parallel



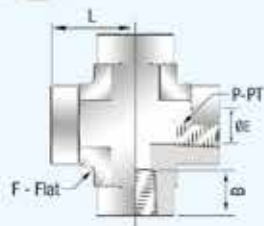
Part No	Pipe Size	Dimensions			
	P-PT, BSPP	L	F	B	E
PMT-2G-SS-10K	1/8	45.5	15.8	9.5	3.0
PMT-4G-SS-10K	1/4	52.5	19.0	14.2	4.8
PMT-6G-SS-10K	3/8	52.5	19.0	14.2	6.0
PMT-8G-SS-10K	1/2	58.0	24.0	19.3	9.0
PMT-12G-SS-10K	3/4	39.5	36.0	22.0	12.0
PMT-16G-SS-10K	1	48.5	42.0	24.0	18.0

## Swivel Union Tee



Part No	Pipe Size		Dimensions			
	P-PT, BSPP	P1-PT, BSPP	L	F	B	E
PUT-4GSWL-SS-10K	1/4	1/4	52.5	19.0	11.0	6.0
PUT-6GSWL-SS-10K	3/8	3/8	52.5	19.0	12.0	7.0
PUT-8GSWL-SS-10K	1/2	1/2	58.0	24.0	14.0	9.0
PUT-10GSWL-SS-10K	5/8	5/8	70.0	30.5	16.0	10.0
PUT-12GSWL-SS-10K	3/4	3/4	79.0	36.0	16.0	12.0
PUT-16GSWL-SS-10K	1	1	79.0	36.0	19.0	18.0
PUT-20GSWL-SS-10K	1 1/4	1 1/4	97.0	42.0	20.0	22.0

## Female Cross - NPT



Part No	Pipe Size	Dimensions			
	P-PT, NPT	L	F	B	E
PFC-2N-SS-10K	1/8	49.0	19.0	9.5	4.8
PFC-4N-SS-10K	1/4	58.0	24.0	15.5	6.0
PFC-6N-SS-10K	3/8	70.0	30.0	15.5	7.0
PFC-8N-SS-10K	1/2	79.0	36.0	22.0	9.0
PFC-12N-SS-10K	3/4	79.0	36.0	22.0	12.0
PFC-16N-SS-10K	1	97.0	44.5	24.0	18.0