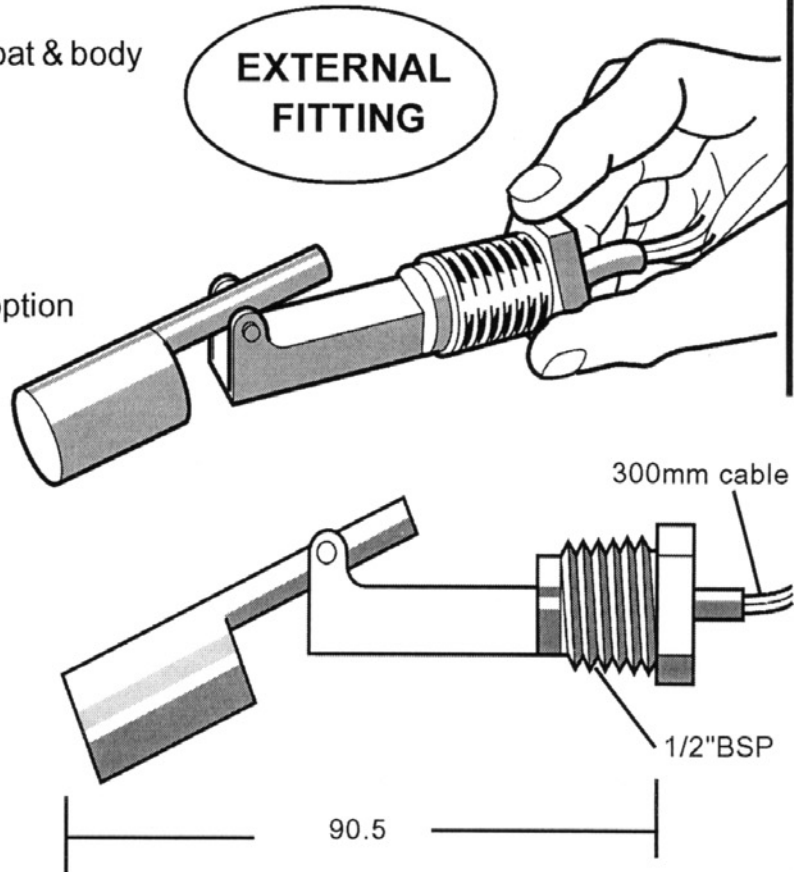


Level switch - side entry**MFS10-NI-2 & N2-2****FEATURES**

- All Nylon or all Polypropylene float & body
- 1/2" BSPT thread (1/2"NPT)
- N/O or N/C contact
- Small yet rugged construction
- Low prices & OEM discounts
- See [DataFax 1535](#) for Internal option

**EXTERNAL
FITTING****REED SWITCH PROTECTION**

When a reed-switch is used on an inductive load e.g. a relay - the current surge which flows back to the reed-switch (back EMF) can cause the reed switch to fail.

Fitting a suppressor either "in-line" or "across" the relay coil can help protect the reed-switch.

Call our Technical Department for details & prices.

ELECTRICAL DATA (BOTH MODELS)

Contact rating	50VA AC or DC	Contact resistance	150m Ohms
Dielectric strength	600V DC (Min)	Max switching volts	300V AC/DC
Max switching current	0.5A AC or DC	Insulation resistance	10m Ohms (Min)

Model: MFS10-N1-2 (POLYPROPYLENE)

Maximum pressure	Atmospheric	Temperature range	-10°C to + 80°C
Specific gravity	0.7	Body & float material	Polypropylene (White)

Model: MFS10-N2-2 (NYLON 6)

Maximum pressure	Atmospheric	Temperature range	-10°C to + 110°C
Specific gravity	0.7	Body & float material	Nylon 6 (Black)

Pressure

Vacuum

Level

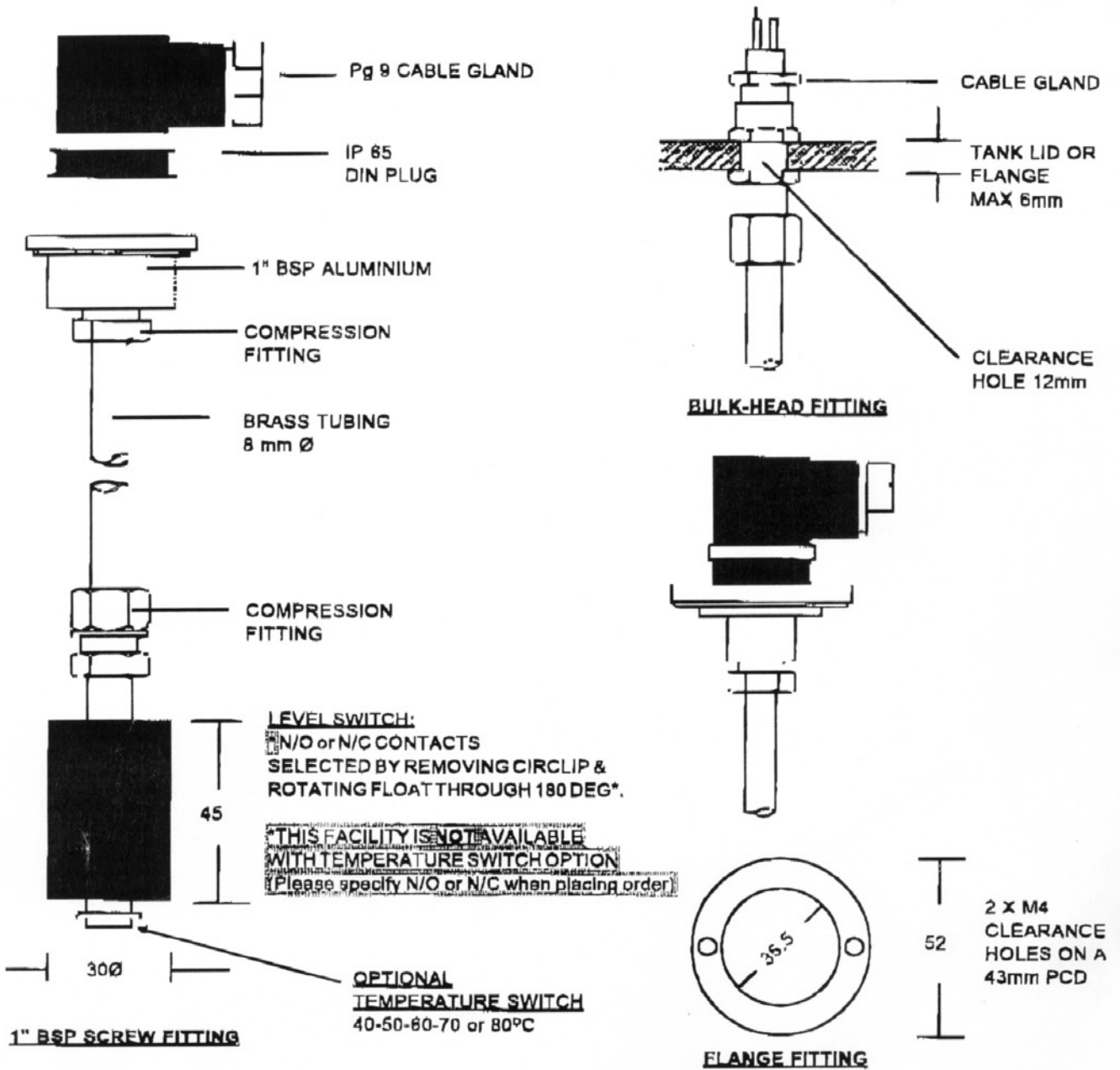
Flow

Temperature

Displays

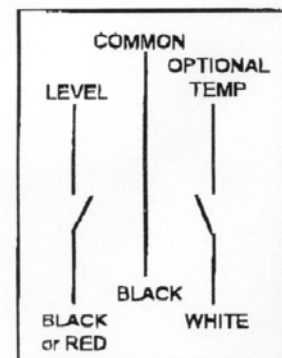
Float Switch - kit

'QUICK'TM



See DataFax 1525P for prices

SPECIFICATION - QUICK FLOAT SWITCH	
ELECTRICAL	MECHANICAL
Switch contacts	N/O or N/C
Maximum voltage	220 Vac
Maximum current	0.8A (resistive)
Contact rating	60 VA
	Operating temperature -10 to +80°C
	Maximum pressure 10 bar
	Nitrile float SG is suitable for use with oil & water.



Pressure

Vacuum

Level

Flow

Temperature

Displays

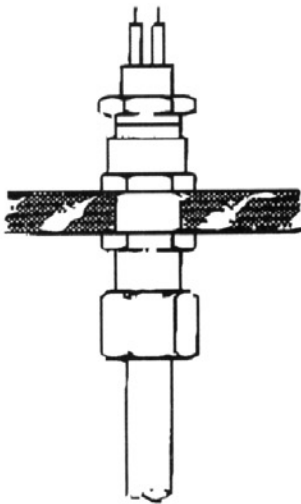
Float Switch - kit

'QUICK'TM

The 'QUICK'TM Level Switch means that you can make up a level switch, any length you like up to 1m, as quickly as you can assemble it, using the selection of Tank Fittings shown below and the Brass Tubing supplied.

CFS-3B-BRS B/HEAD BULK HEAD FITTING

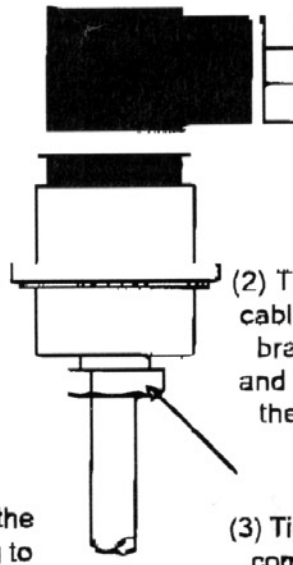
Supplied complete with Float
Switch assembly and Stem.
(Length to be advised)



OR →

CFS-3B-BRS 1" BSP 1" BSP SCREW FITTING

Supplied complete with Float
Switch assembly and Stem.
(Length to be advised)

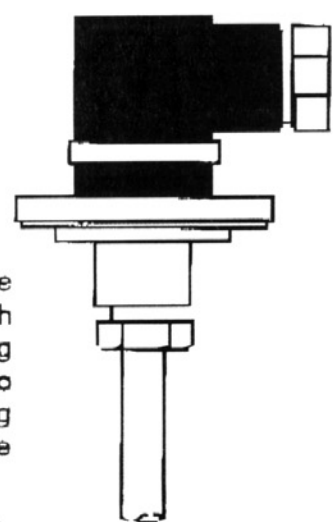


(1) Cut the
tubing to
length

OR →

CFS-3B-BRS FLANGE FLANGE FITTING

Supplied complete with
Float Switch assembly and
Stem. (Length to be
advised)



(2) Thread the
cable through
brass tubing
and solder to
the Din plug
base

(3) Tighten the
compression
fittings

Optional
Temperature
Switch

Technical details
on next page....

See DataFax 1525P
for prices

Level switch - Polypropylene**MFS17- C & D****FEATURES**

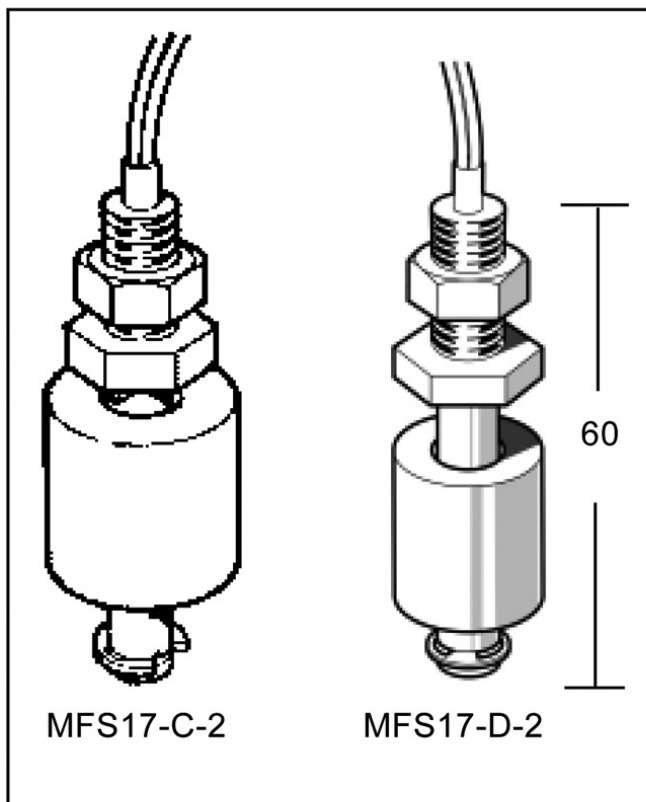
- Polypropylene float - unsinkable!
- Polypropylene stem
- Stainless steel circlip (P/P optional)
- MFS17-C-2 = N/O or N/C contact
- MFS17-D-2 = N/O or N/C contact
- Suitable for water etc
- 30cm flying leads

OPTIONS

- Nitrile float - see DataFax 1503
- S/S stem - see DataFax 1515
- Multi-level - see DataFax 1526

REVERSIBLE FLOAT

To change from a N/O to a N/C contact, remove the circlip and reverse the float on the stem.



MFS17-C-2

MFS17-D-2

REED SWITCH PROTECTION

When a reed-switch is used on an inductive load e.g. a relay - the current surge which flows back to the reed-switch (back EMF) can cause the reed switch to fail.

Fitting a suppressor either "in-line" or "across" the relay coil can help protect the reed-switch.

Maximum voltage	240Vac	Float material	Polypropylene
Reed switch rating	66VA	Stem material	Polypropylene
Maximum current	0.5A	C-2 Float details	25dia x 25 SG = 0.70
Maximum pressure & temp	3 bar & 110degC	D-2 Float details	18dia x 25 SG = 0.70
Thread	1/8" BSP x 15mm	Circlip material	S/Steel (P/P optional)