


Supra Heavy-Duty Hose Clamp W2 Stainless Steel



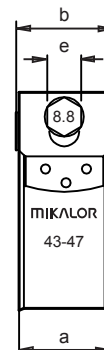
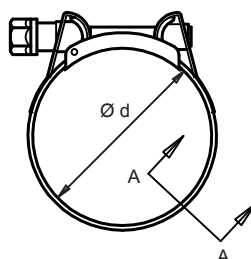
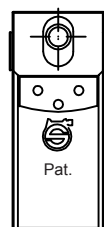
Supra Heavy-duty hose clamp W2

Information	Ø Application mm	Reference W2	r	e	a	b	Max. Values* Torque (Nm)	Max. Values* Pressure (Bars)	Box Quantity	Packing
<p>The Supra range is the natural evolution of the Super W1 Clamp. Due to its revolutionary swiveling bridge, Supra W2 can be mounted in the most awkward applications without having to remove the hose. It can be opened up and fastened again when in place without dislodging any other parts of the clamp, making assembly much easier.</p> <p>Thanks to the beveled edges, the hose is protected from damage. The Supra W2 clamp complies fully with the RoHS directive EU 20032/95/EC dated 1st July 2006.</p> <p>The high-strength bolt, designed and manufactured by Mikalor specifically for this clamp, together with the captive nut and spacer system allow you to clamp the most demanding of hose assemblies.</p> <p>This is the clamp of choice for professionals in the industrial hose, automotive and agricultural machinery sectors as well as in all industrial applications where an outstanding and above all reliable heavy-duty clamp is required.</p> <p>*The maximum application pressure can vary depending on the type of hose used and the geometry of the coupling.</p> <p>Patented Worldwide</p>	17-19	03019012	M6	8	18 ^{+0.2}	19,8	10	45	50	400
	19-21	03019020	M6	8	18 ^{+0.2}	19,8	10	45	50	400
	21-23	03019039	M6	8	18 ^{+0.2}	19,8	10	45	50	400
	23-25	03019047	M6	8	18 ^{+0.2}	19,8	10	45	50	400
	25-27	03019055	M6	8	18 ^{+0.2}	19,8	10	45	50	400
	27-29	03019063	M6	8	18 ^{+0.2}	19,8	10	45	50	200
	29-31	03019071	M7	10	20 ^{+0.3}	22	12	40	50	50
	31-34	03019080	M7	10	20 ^{+0.3}	22	12	40	50	50
	34-37	03019098	M7	10	20 ^{+0.3}	22	12	40	50	50
	37-40	03019100	M7	10	20 ^{+0.3}	22	12	40	50	50
	40-43	03019119	M7	10	20 ^{+0.3}	22	12	40	50	50
	43-47	03019127	M7	10	20 ^{+0.3}	22	12	40	50	50
	47-51	03019135	M7	10	20 ^{+0.3}	22	16	36	50	50
	51-55	03019143	M7	10	20 ^{+0.3}	22	16	36	25	25
	55-59	03019151	M7	10	20 ^{+0.3}	22	16	36	25	25
	59-63	03019160	M7	10	20 ^{+0.3}	22	16	36	25	25
	63-68	03019178	M7	10	20 ^{+0.3}	22	16	36	25	25
	68-73	03019186	M8	13	25 ^{+0.4}	27,5	30	28	25	25
	73-79	03019194	M8	13	25 ^{+0.4}	27,5	30	28	25	25
	79-85	03019207	M8	13	25 ^{+0.4}	27,5	30	28	25	25
	85-91	03019215	M8	13	25 ^{+0.4}	27,5	30	20	25	25
	91-97	03019223	M8	13	25 ^{+0.4}	27,5	30	20	25	25
	97-104	03019231	M8	13	25 ^{+0.4}	27,5	30	20	25	25
	104-112	03019240	M8	13	25 ^{+0.4}	27,5	30	12	25	25
	112-121	03019258	M8	13	25 ^{+0.4}	27,5	30	12	25	25
	121-130	03019266	M8	13	25 ^{+0.4}	27,5	30	12	25	25
	130-140	03019274	M10	15	28 ^{+0.4}	31	45	9	10	10
140-150	03019282	M10	15	28 ^{+0.4}	31	45	9	10	10	
150-162	03019290	M10	15	28 ^{+0.4}	31	45	9	10	10	
162-174	03019303	M10	15	28 ^{+0.4}	31	45	6	10	10	
174-187	03019311	M10	15	28 ^{+0.4}	31	45	6	10	10	
187-200	03019320	M10	15	28 ^{+0.4}	31	45	6	10	10	
200-213	03019338	M10	15	28 ^{+0.4}	31	45	3	10	10	
213-226	03019346	M10	15	28 ^{+0.4}	31	45	3	10	10	
226-239	03019354	M10	15	28 ^{+0.4}	31	45	3	10	10	
239-252	03019362	M10	15	28 ^{+0.4}	31	45	3	10	10	

Materials W2

Band and Bridge:
X6Cr17 Stainless steel
(DIN 1.4016) (AISI-430)

Tornillo:
Qst 36-3 Mild steel
(DIN 1.0213)
Silver-white Cr3 Zinc-Plated



SECTION A-A