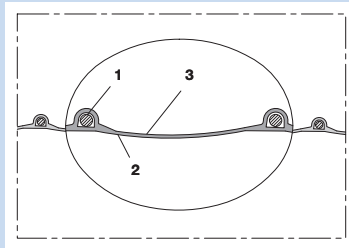



TIMBERDUC® PUR 531 SE AS



Antistatic polyurethane hose for the woodworking industry, light, flame-retardant

Applications

- extraction unit, dedusting system, filter system, oil mist extraction
- explosion hazard area
- wood dust extraction, wood chips: furniture production, saw mill
- wood dust extraction: CNC machine, CNC machining center (especially for fast moving systems)
- bellows, compensators

Properties

- light weight
- highly flexible + compressible 4:1
- abrasion-resistant
- microbe resistant

- good resistance to oil, gasoline and chemicals
- flame-retardant according to: DIN 4102-B1
- permanently antistatic wall: electrical and surface resistance $<10^9 \Omega$
- in accordance with ATEX 2014/34/EU and German TRGS 727: aspiration of combustible dust (zone 22 inside), for conveying of non-flammable liquids, for use in zone 1 and 2 (gases)
- conforms to the safety regulations of the German Wood Trade Association
- according to DIN 26057 Type 1
- conforms to RoHS guideline

Temperature Range

- -40°C to 90°C
- short time to 125°C

Design, Material

patented PROTAPE® tape hose

1. spring steel wire integrated in wall
2. wall: permanently antistatic premium polyurethane (Pre-PUR®), resistant to aggressive wood types and wood preservatives
3. wall thickness 0,4 mm approx.

Delivery variants

- further diameters and lengths available on request
- transparent + partially silver coloured (standard)
- special colours: partially coloured, completely coloured
- customer-specific branding

I.D. in / mm	O.D. mm	Over- pressure bar	Under- pressure bar	Bending Radius mm	Weight kg/m	Dimensions in Stock m	Order No.
2 / 50-51	58	0,480	0,170	33	0,240	5 10 15	531-0050-0000
2,36 / 60	68	0,405	0,145	38	0,340	5 10 15	531-0060-0000
2,5 / 63-65	73	0,370	0,130	40	0,360	5 10 15	531-0065-0000
- / 70	78	0,345	0,125	43	0,390	5 10 15	531-0070-0000
3 / 75-76	83	0,325	0,115	45	0,410	5 10 15	531-0075-0000
- / 80	88	0,305	0,110	48	0,440	5 10 15	531-0080-0000
3,5 / 89-90	98	0,270	0,095	53	0,490	5 10 15	531-0090-0000
4 / 100-102	108	0,245	0,055	58	0,520	5 10 15	531-0100-0000
- / 110	118	0,220	0,050	63	0,570	5 10 15	531-0110-0000
4,5 / 114-115	123	0,210	0,050	66	0,590	5 10 15	531-0115-0000
4,72 / 120	128	0,205	0,045	68	0,620	5 10 15	531-0120-0000
5 / 125-127	133	0,195	0,045	71	0,640	5 10 15	531-0125-0000
- / 130	138	0,185	0,040	73	0,680	5 10 15	531-0130-0000
5,5 / 140	148	0,175	0,040	78	0,720	5 10 15	531-0140-0000
6 / 150-152	158	0,160	0,035	83	0,770	5 10 15	531-0150-0000
6,3 / 160	168	0,150	0,035	88	0,820	5 10 15	531-0160-0000
7 / 178-180	188	0,135	0,030	98	0,920	5 10 15	531-0180-0000
8 / 200-203	208	0,120	0,025	108	1,040	5 10	531-0200-0000
- / 250	258	0,100	0,020	136	1,300	5 10	531-0250-0000
11 / 280	288	0,085	0,020	149	1,450	5 10 15	531-0280-0000
- / 300	309	0,080	0,015	159	1,730	5 10 15	531-0300-0000
- / 315	324	0,075	0,015	167,5	1,820	5 10 15	531-0315-0000
- / 350	359	0,070	0,015	185	2,010	5 10 15	531-0350-0000
- / 400	409	0,060	0,015	210	2,300	5 10 15	531-0400-0000

Overpressure and underpressure are recommended threshold operating values, products can be subjected to higher loads upon request. The bending radius is measured through the inside of the hose arch. The right to make technical modifications is reserved. All values determined at 20°C and are approx. data. Additional technical data at www.norres.com/en/technology/

Overpressure and underpressure are recommended threshold operating values, products can be subjected to higher loads upon request. The bending radius is measured through the inside of the hose arch. Additional technical data at www.norres.com. The right to make technical modifications is reserved. All values determined at 20°C and are approx. data.

Accessories




CLAMP 212



CLAMP 217



CLAMP 213



CONNECT 228



CONNECT 223



CONNECT 270-271