

Flow Switch

Novafix FW1-...GP/GM

Piston

DATAFAX
2090


1.1.
FW1.

GENERAL CHARACTERISTICS

Mechanical Flow Switch for liquid or gaseous media, with spring-supported piston and magnetic triggering of a reed switch. Rugged design in plastic or brass.

- * minimal pressure loss
- * good repeatability
- * high switch capability
- * dirt-resistant
- * hermetic separation of mechanical and electrical component

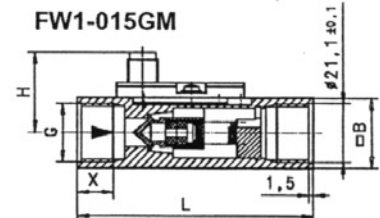
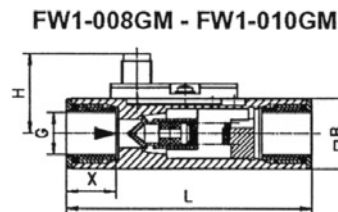
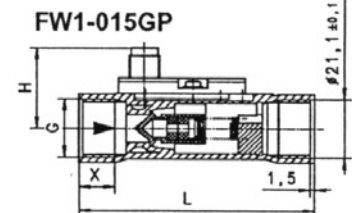
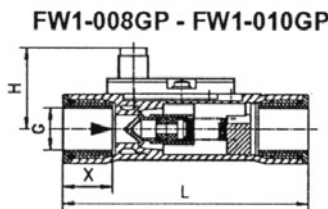
Female thread G1/4 to G1 POM/brass



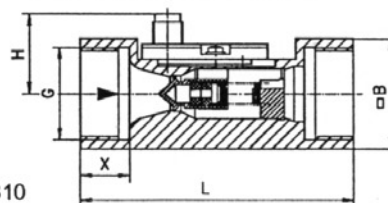
TECHNICAL DATA

G	Type	PN bar	Qmax.rec. l/min H ₂ O	adjustable range l/min H ₂ O	L mm	H mm	B mm	AX mm	X mm	weight kg
G 1/4	FW1-008GP006	10	8	1 - 6	89	30	-	27	18	0.05
G 3/8	FW1-010GP006	10	10	1 - 6	89	30	-	27	18	0.05
G 1/2	FW1-015GP006	10	20	1 - 6	85	30	-	27	12	0.04
G 3/4	FW1-020GP011	10	40	1 - 11	100	30	36	-	18	0.13
G 1	FW1-025GP011	10	60	1 - 11	100	30	40	-	18	0.17
G 1/4	FW1-008GM006	100	8	1 - 6	89	30	25	-	18	0.33
G 3/8	FW1-010GM006	100	10	1 - 6	89	30	25	-	18	0.31
G 1/2	FW1-015GM006	100	20	1 - 6	85	30	25	-	12	0.28
G 3/4	FW1-020GM011	100	40	1 - 11	100	30	36	-	18	0.72
G 1	FW1-025GM011	100	60	1 - 11	100	30	40	-	18	0.83

tolerance ±10% of full scale
 media temperature max. 90°C
 average pressure loss 0.3 bar at 25 l/min
 hysteresis depending on the switching value minimum 0.5 l/min.



FW1-020G. - FW1-025G.



MATERIALS

FW1-...GP

POM glass-fibre enforced POM
 stainless steel 1.4310
 bariumferrite
 NBR (DN8-10 only)
 polycarbonate

FW1-...GM

brass Ms58 nickel plated POM
 stainless steel 1.4310
 bariumferrite
 NBR (DN8-10 only)
 polycarbonate

Flow Switch

Novafix FW1-...GP/GM

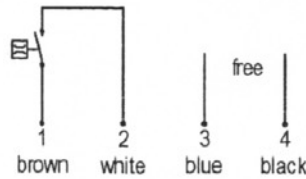
Piston



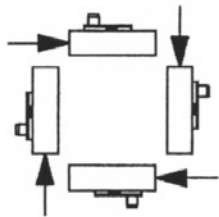
1.1.
FW1.

ELECTRICAL DATA

Reed switch - wiring 0.378 n.o
 250 V AC 0,5 A 50 VA
 contact for locking plug M12x1 - 4pol
 Protection class IP 67

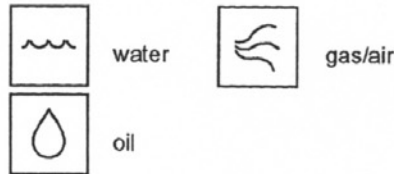


MOUNTING POSITION



Installation position may influence switch value.

METERING SUBSTANCES



NOMENCLATURE

For combination see table "technical data"

FW1	008	G	P	006	Basic type specification
	008				• Nominal diameter DN 8 - G1/4
	010				• Nominal diameter DN 10 - G3/8
	015				• Nominal diameter DN 15 - G1/2
	020				• Nominal diameter DN 20 - G3/4
	025				• Nominal diameter DN 25 - G1
		G			• female thread
			P		• plastic POM
			M		• brass
				006	• adjustable range 1 - 6 l/min horizontal H ₂ O
				011	• adjustable range 1 - 11 l/min horizontal H ₂ O
Special option VARIO					<input type="checkbox"/> switch values for oil or gas cable 3 meter

K	PU-	02	S	G	Basic type specification
K					• ready-made cable
KB04					• self makable, 4-pole
	PU-				• material PUR
		02			• length 2 Meter
		05			• length 5 Meter
		10			• length 10 Meter
			S		• moulded-on plug
				G	• straight plug
				W	• angled plug 90°



All technical changes reserved

●BASIC Standard ○BASIC Programme option □VARIO Special option ⊕ PLUS Accessories ✗ not recommendable