


# Supra CT Constant Tension Heavy-Duty Hose Clamp **W2** Stainless steel



## Supra CT **W2** Stainless Steel

### Information

	Ø Application mm	Reference <b>W2</b>	r	e	a	b	Max. Values* Torque (Nm)	Max. Values* Pressure (Bars)	Box Quantity	Packing
<p>The Supra CT clamp incorporates a series of AISI-304 Stainless steel spring washers to the outstanding Supra W2 clamp. This specialized version of the Supra W2 is used in applications subject to vibration and/or great variations in temperature and which cause the components of a hose assembly to expand and contract. Thanks to the spring washer system, the Supra CT maintains constant pressure around the hose and prevents leakage. The beveled edges protect the hose from damage. The Supra CT clamp complies fully with the RoHS directive EU 20032/95/EC dated 1st July 2006.</p> <p>This clamp is generally fitted in high-powered diesel engines in heavy machinery, trucks, buses, marine engines and diesel-powered generators as well as in various other industrial applications where expansion and contraction cause assemblies using standard clamps to leak.</p> <p>*The maximum application pressure can vary depending on the type of hose used and the geometry of the coupling.</p> <p><b>Patented Worldwide</b></p>	17-19	03020100	M6	10	18 <sup>+0.2</sup>	19,8	4,5	50	50	400
	19-21	03020118	M6	10	18 <sup>+0.2</sup>	19,8	4,5	50	50	400
	21-23	03020126	M6	10	18 <sup>+0.2</sup>	19,8	4,5	48	50	400
	23-25	03020134	M6	10	18 <sup>+0.2</sup>	19,8	4,5	48	50	400
	25-27	03020142	M6	10	18 <sup>+0.2</sup>	19,8	4,5	45	50	400
	27-29	03020150	M6	10	18 <sup>+0.2</sup>	19,8	4,5	45	50	200
	29-31	03020169	M7	11	20 <sup>+0.3</sup>	22	8,0	42	50	50
	31-34	03020177	M7	11	20 <sup>+0.3</sup>	22	8,0	42	50	50
	34-37	03020185	M7	11	20 <sup>+0.3</sup>	22	8,0	40	50	50
	37-40	03020193	M7	11	20 <sup>+0.3</sup>	22	8,0	40	50	50
	40-43	03020206	M7	11	20 <sup>+0.3</sup>	22	8,0	38	50	50
	43-47	03020214	M7	11	20 <sup>+0.3</sup>	22	10,0	38	50	50
	47-51	03020222	M7	11	20 <sup>+0.3</sup>	22	10,0	36	50	50
	51-55	03020230	M7	11	20 <sup>+0.3</sup>	22	10,0	36	25	25
	55-59	03020249	M7	11	20 <sup>+0.3</sup>	22	10,0	34	25	25
	59-63	03020257	M7	11	20 <sup>+0.3</sup>	22	10,0	34	25	25
	63-68	03020265	M7	11	20 <sup>+0.3</sup>	22	10,0	34	25	25
	68-73	03020273	M8	13	25 <sup>+0.4</sup>	27,5	25,0	28	25	25
	73-79	03020281	M8	13	25 <sup>+0.4</sup>	27,5	25,0	28	25	25
	79-85	03020290	M8	13	25 <sup>+0.4</sup>	27,5	25,0	28	25	25
	85-91	03020302	M8	13	25 <sup>+0.4</sup>	27,5	25,0	20	25	25
	91-97	03020310	M8	13	25 <sup>+0.4</sup>	27,5	25,0	20	25	25
	97-104	03020329	M8	13	25 <sup>+0.4</sup>	27,5	25,0	20	25	25
	104-112	03020337	M8	13	25 <sup>+0.4</sup>	27,5	25,0	12	25	25
	112-121	03020345	M8	13	25 <sup>+0.4</sup>	27,5	25,0	12	25	25
	121-130	03020353	M8	13	25 <sup>+0.4</sup>	27,5	25,0	12	25	25
	130-140	03020361	M10	17	28 <sup>+0.4</sup>	31	50	9	10	10
	140-150	03020370	M10	17	28 <sup>+0.4</sup>	31	50	9	10	10
150-162	03020388	M10	17	28 <sup>+0.4</sup>	31	50	9	10	10	
162-174	03020396	M10	17	28 <sup>+0.4</sup>	31	50	6	10	10	
174-187	03020409	M10	17	28 <sup>+0.4</sup>	31	50	6	10	10	
187-200	03020417	M10	17	28 <sup>+0.4</sup>	31	50	6	10	10	
200-213	03020425	M10	17	28 <sup>+0.4</sup>	31	50	3	10	10	
213-226	03020433	M10	17	28 <sup>+0.4</sup>	31	50	3	10	10	
226-239	03020441	M10	17	28 <sup>+0.4</sup>	31	50	3	10	10	
239-252	03020450	M10	17	28 <sup>+0.4</sup>	31	50	3	10	10	

### Material **W2**

#### Band and Bridge:


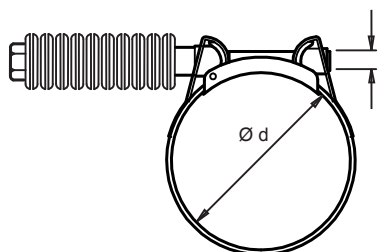
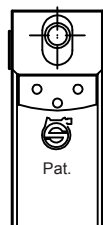
X6Cr17 Stainless steel (DIN 1.4016) (AISI-430)

#### Screw:

8.8 grade steel  
Silver-white Cr3 Zinc-Plated

#### Washers and Trunions:

AISI 304 Stainless steel



SECTION A-A