

PILOT, LOGIC & SPECIALIST VALVES

PILOT VALVE MANIFOLD

Specification

Model	A00KM	B00KM	C00KM	D00KM
Fluid	Air (to be filtered by 40µm filter element)			
Temperature	-20 to +70°C			
To Suit	200 Series	200 Series	300 Series	400 Series



Ordering Code

For Manifold

A 0 0	—	1 F
Model		Number of Stations
A00M : 1/8" BSP		1F : 1
B00KM : 1/4" BSP		2F : 2
C00KM : 3/8" BSP		—
D00KM : 1/2" BSP		16F : 16

A00M and B00KM series both have a maximum of 16 stations; C00KM series have a maximum of 12 stations; D00KM series have a maximum of 8 stations.

Product Features

1. Use with direction 5/2 and 5/3 valves of the same series to save space and costs
2. Easy fault finding with common air intake and exhaust unified wiring
3. Flexible system can be expanded easily



Ordering Code

For Blanking Plate

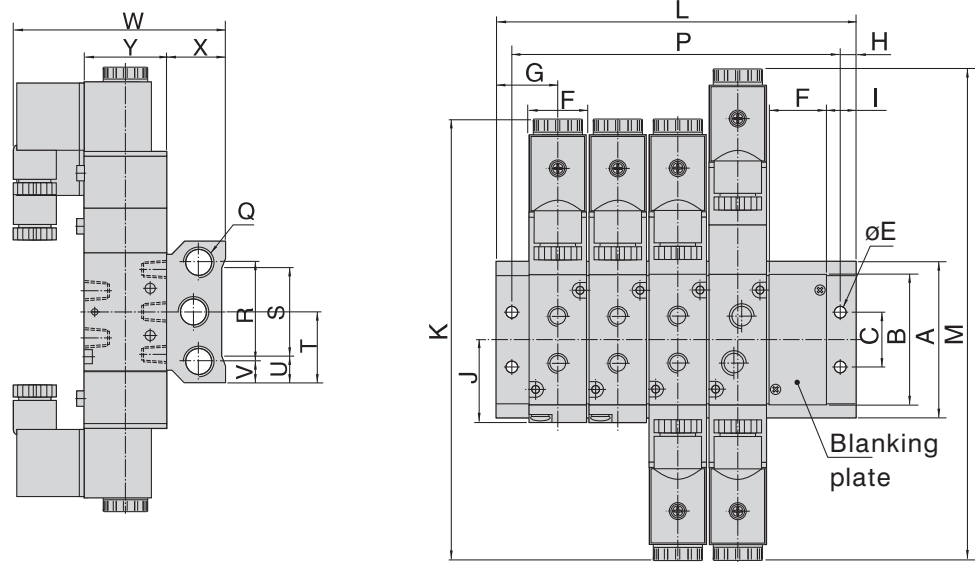
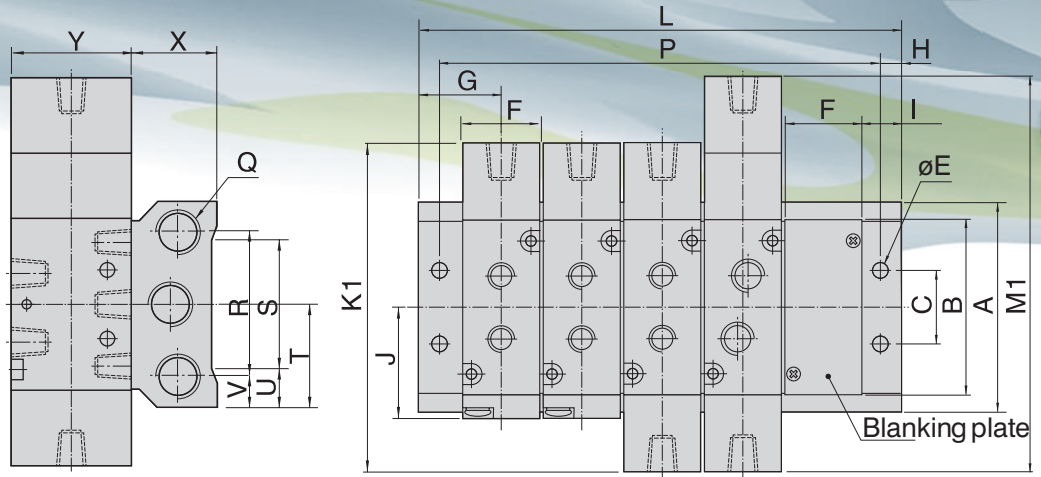
A 0 0 K M	—	B
Model		
A00KM : A Series : 1/8" BSP		
B00KM : B Series : 1/4" BSP		
C00KM : C Series : 3/8" BSP		
D00KM : D Series : 1/2" BSP		

A00M series have a maximum of 16 stations; B00KM series have a maximum of 16 stations; C00KM series have a maximum of 12 stations; D00KM series have a maximum of 8 stations.

PILOT, LOGIC & SPECIALIST VALVES

PILOT VALVE MANIFOLD

Dimensions



Model / Item	A	B	C	E	F	G	H	I	J	L											
										1F	2F	3F	4F	5F	6F	7F	8F	9F	10F	11F	12F
A00M	58	43.2	20	4.5	18.3	19	5	10	28.2	38	57	76	95	114	133	152	171	190	209	228	247
B00KM	61	50.7	21	4.5	22.4	23	6	12	31.7	46	69	92	115	138	161	184	207	230	253	276	299
C00KM	75	64.8	26	4.5	27.3	27	6	13.5	40	54	82	110	138	166	194	222	250	278	306	334	362
D00KM	104	94.5	32	5.5	34.3	31.5	7	14.5	57	63	98	133	168	203	238	273	308	-	-	-	-


Model / Item	L				P															
	13F	14F	15F	16F	1F	2F	3F	4F	5F	6F	7F	8F	9F	10F	11F	12F	13F	14F	15F	16F
A00M	266	285	304	323	28	47	66	85	104	123	142	161	180	199	218	237	256	275	294	313
B00KM	322	345	368	391	34	57	80	103	126	149	172	195	218	241	264	287	310	333	356	379
C00KM	-	-	-	-	42	70	98	126	154	182	210	238	266	294	322	350	-	-	-	-
D00KM	-	-	-	-	49	84	119	154	189	224	259	294	-	-	-	-	-	-	-	-

Model / Item	K	K1	M (Pilot)	M1 (Sol)	Q	R	S	T	U	V	W	X	Y
A00M	139.4	81	96	154.5	1/4"	40	30	29	14	9	79	25	27
B00KM	170	92	111	189	1/4"	43	32	30.5	14.5	9	93	26	35
C00KM	188.8	111	130	208	3/8"	56	48	37.5	13.5	11	99.5	30	40
D00KM	221.8	142	163	243	1/2"	68	67	52	18.5	18	112.5	38	50

SOLENOID VALVE ACCESSORIES MANIFOLD

Specification

Model	A00KM	B00KM	C00KM	D00KM
Fluid	Air (to be filtered by 40µm filter element)			
Temperature	-20 to +70°C			
To Suit	200 Series	200 Series	300 Series	400 Series



Ordering Code

For Manifold

A 0 0	—	1 F
Model		Number of Stations
A00M : 1/8" BSP		1F : 1
B00KM : 1/4" BSP		2F : 2
C00KM : 3/8" BSP		—
D00KM : 1/2" BSP		16F : 16

A00M and B00KM series both have a maximum of 16 stations; C00KM series have a maximum of 12 stations; D00KM series have a maximum of 8 stations.

Product Features

1. Use with direction 5/2 and 5/3 valves of the same series to save space and costs
2. Easy fault finding with common air intake and exhaust unified wiring
3. Flexible system can be expanded easily

Ordering Code

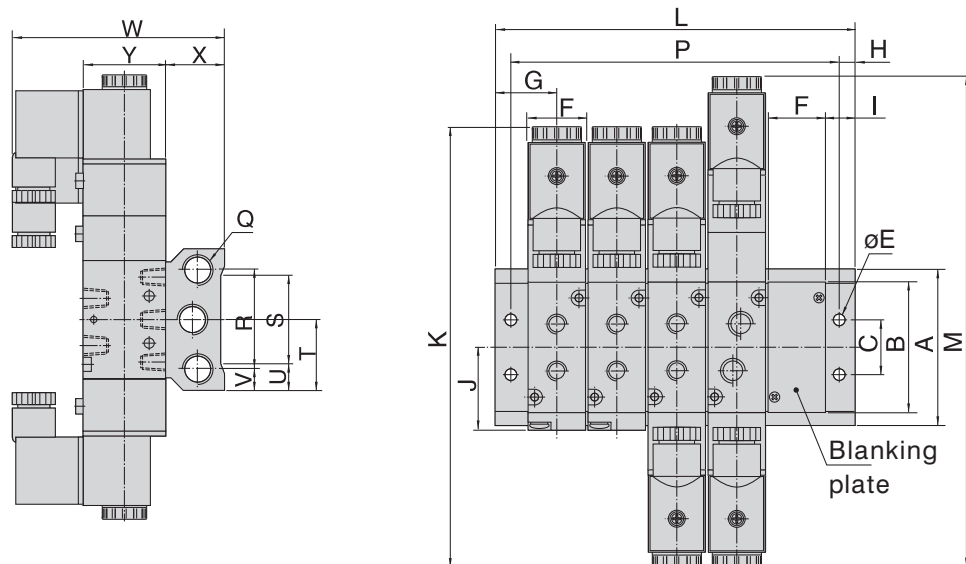
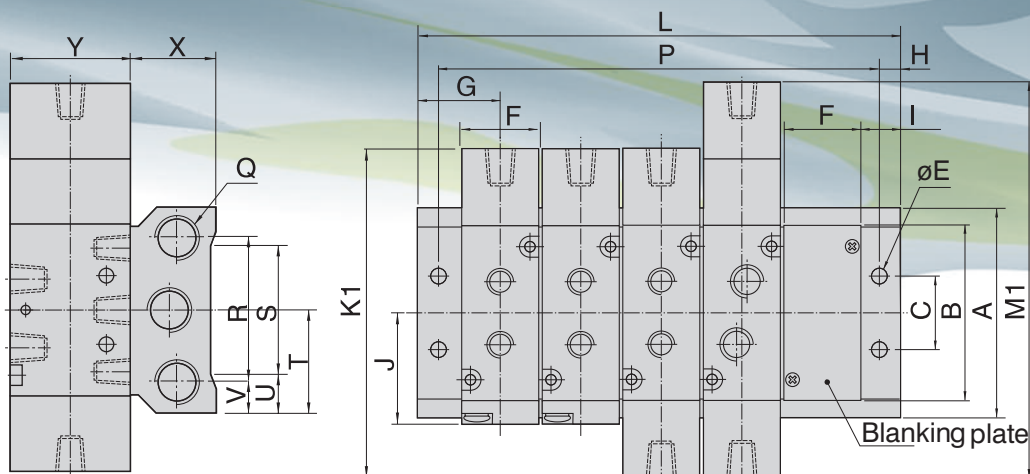
For Blanking Plate

A 0 0 K M	—	B
Model		
A00KM : A Series : 1/8" BSP		
B00KM : B Series : 1/4" BSP		
C00KM : C Series : 3/8" BSP		
D00KM : D Series : 1/2" BSP		

A00M series have a maximum of 16 stations; B00KM series have a maximum of 16 stations; C00KM series have a maximum of 12 stations; D00KM series have a maximum of 8 stations.

SOLENOID VALVE ACCESSORIES MANIFOLD

Dimensions



Model / Item	A	B	C	E	F	G	H	I	J	L											
										1F	2F	3F	4F	5F	6F	7F	8F	9F	10F	11F	12F
AOOM	58	43.2	20	4.5	18.3	19	5	10	28.2	38	57	76	95	114	133	152	171	190	209	228	247
BOOKM	61	50.7	21	4.5	22.4	23	6	12	31.7	46	69	92	115	138	161	184	207	230	253	276	299
COOKM	75	64.8	26	4.5	27.3	27	6	13.5	40	54	82	110	138	166	194	222	250	278	306	334	362
DOOKM	104	94.5	32	5.5	34.3	31.5	7	14.5	57	63	98	133	168	203	238	273	308	-	-	-	-

Model / Item	L				P															
	13F	14F	15F	16F	1F	2F	3F	4F	5F	6F	7F	8F	9F	10F	11F	12F	13F	14F	15F	16F
AOOM	266	285	304	323	28	47	66	85	104	123	142	161	180	199	218	237	256	275	294	313
BOOKM	322	345	368	391	34	57	80	103	126	149	172	195	218	241	264	287	310	333	356	379
COOKM	-	-	-	-	42	70	98	126	154	182	210	238	266	294	322	350	-	-	-	-
DOOKM	-	-	-	-	49	84	119	154	189	224	259	294	-	-	-	-	-	-	-	-

Model / Item	K	K1	M (Pilot)	M1 (Sol)	Q	R	S	T	U	V	W	X	Y
AOOM	139.4	81	96	154.5	1/4"	40	30	29	14	9	79	25	27
BOOKM	170	92	111	189	1/4"	43	32	30.5	14.5	9	93	26	35
COOKM	188.8	111	130	208	3/8"	56	48	37.5	13.5	11	99.5	30	40
DOOKM	221.8	142	163	243	1/2"	68	67	52	18.5	18	112.5	38	50