

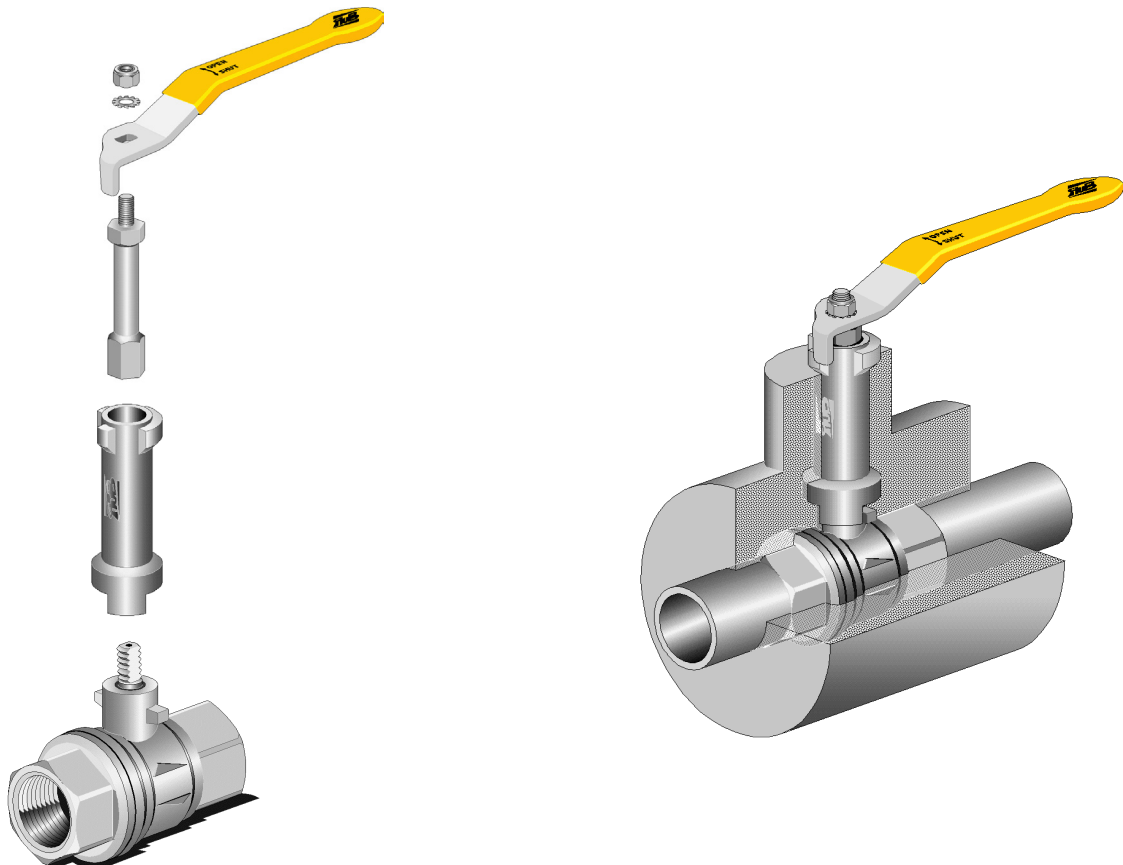
Stem Extension

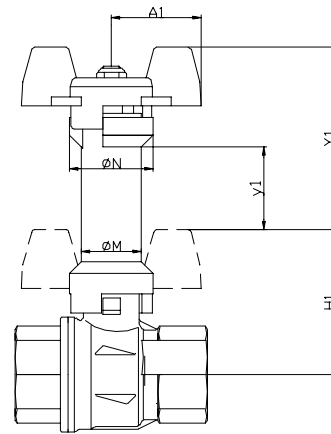
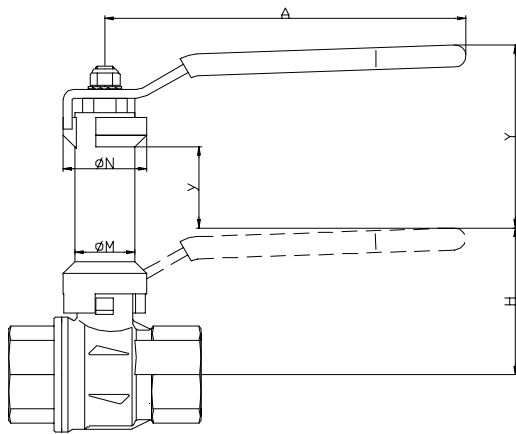
For most RuB ball valves in sizes 1/4"-2"



Today's world is conscious of the energy savings required to maintain resources for the future. To avoid heat loss from insulated pipes **RuB** offers stem extensions which provide easy actuation with minimum disturbance of the insulated.

RuB stem extensions are made of strong hot forged brass and are designed for low heat losses from the pipe to the ambient environment. They are easy to install on **RuB** valves even while valves are in service.

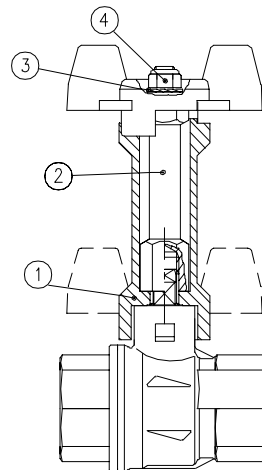
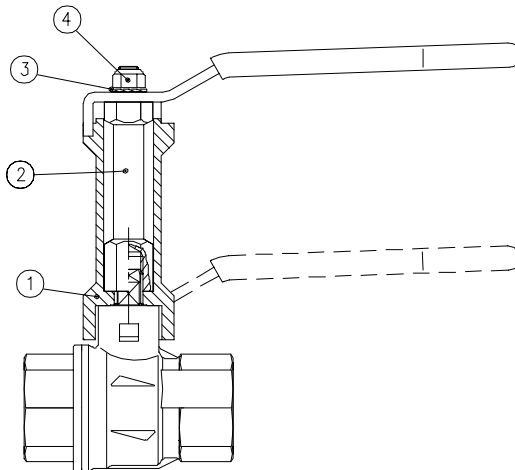




Dimensions Y, y, Y1 and y1 are additional to dimension H on the relevant valve drawing

Valve size full port	1/4 - 3/8	1/2	3/4 - 1	1 ¹ / ₄ - 1 ¹ / ₂ - 2
Valve size reduced port		1/2 - 3/4	1 - 1 ¹ / ₄	1 ¹ / ₂ - 2 - 2 ¹ / ₂
M (mm)	17	17	20	26
N (mm)	25	25	28	36
A (mm)	82	100	120	158
Y (mm)	56.5	56.5	62.5	67.5
y (mm)	26.5	26.5	27.5	20.5
A1 (mm)	25	25	30	
Y1 (mm)	56.5	56.5	62.5	
y1 (mm)	25.5	26	30.5	

Valve size full port	1/4 - 3/8	1/2	3/4 - 1	1 ¹ / ₄ - 1 ¹ / ₂ - 2
Valve size reduced port		1/2 - 3/4	1 - 1 ¹ / ₄	1 ¹ / ₂ - 2 - 2 ¹ / ₂
M (inch)	0.669	0.669	0.787	1.023
N (inch)	0.984	0.984	1.102	1.417
A (inch)	3.228	3.937	4.724	6.220
Y (inch)	2.224	2.224	2.460	2.657
y (inch)	1.043	1.043	1.082	0.807
A1 (inch)	0.984	0.984	1.181	
Y1 (inch)	2.224	2.224	2.460	
y1 (inch)	1.003	1.023	1.200	



	PART DESCRIPTION	Q.ty	Material
1	Body	1	CW617N
2	Connection	1	CW617N
3	Tab washer	1	Steel
4	Self-Locking nut	1	Steel

Ask for additional information on the whole range of **RuB** valves and consult with your supplier for special applications.