

# Malleable Iron Fittings



**Threads:** Threads are in accordance to ISO7-1. All male threads are BSPT and female threads are BSPP.

**Materials:** Whiteheart malleable EN-GJMW-400-5 cast iron, grade W40-05 according to ISO5922/DIN-1692, and tested in accordance to EN 10242

**Media:** Suitable for the flow of water, steam, gas or other non aggressive media.

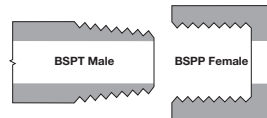
**Surface Finishing:**

**Two types are available:**

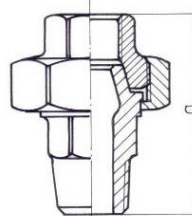
**Black:** With an anti-corrosive varnish to protect against rust and after installation prior to plant conditioning.

**Galvanised:** According to EN 10242, zinc coating weight relative to surface exceeds 500 g/m<sup>2</sup> (average layer thickness 70 micron).

 **Maximum Working Pressure:**  
25 bar @ -20°C to +120°C  
20 bar @ +300°C



## Male & Female Equal Union, Taper Seat (341)

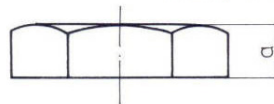


Black, BSPP Female x BSPT Male	
Part Number	Thread
EE-MI341-38N	3/8"
EE-MI341-12N	1/2"
EE-MI341-34N	3/4"
EE-MI341-1N	1"
EE-MI341-114N	1.1/4"
EE-MI341-112N	1.1/2"
EE-MI341-2N	2"
EE-MI341-212N	2.1/2"
EE-MI341-3N	3"

Galvanised, BSPP Female x BSPT Male	
Part Number	Thread
EE-MI341-38	3/8"
EE-MI341-12	1/2"
EE-MI341-34	3/4"
EE-MI341-1	1"
EE-MI341-114	1.1/4"
EE-MI341-112	1.1/2"
EE-MI341-2	2"
EE-MI341-212	2.1/2"
EE-MI341-3	3"
EE-MI341-4	4"

Dimension [inch]	Weight of carton [kg]		Quantity in carton [pc.]	Dimension a [mm]
	black	galv		
3/8	14,3	15	100	58
1/2	10,6	10,9	40	66
3/4	9,8	10,1	30	72
1	21,8	22,5	50	80
1 1/4	20,7	21,4	30	90
1 1/2	23,1	23,7	25	95
2	19	19,6	15	106
2 1/2	21,7	22,2	10	118
3	21,3	21,8	6	130
4	11,7	11,9	2	153

## Backnuts (310)



Black, BSPP	
Part Number	Thread
EE-MI310-14N	1/4"
EE-MI310-38N	3/8"
EE-MI310-12N	1/2"
EE-MI310-34N	3/4"
EE-MI310-1N	1"
EE-MI310-114N	1.1/4"
EE-MI310-112N	1.1/2"
EE-MI310-2N	2"
EE-MI310-212N	2.1/2"
EE-MI310-3N	3"

Galvanised, BSPP	
Part Number	Thread
EE-MI310-14	1/4"
EE-MI310-38	3/8"
EE-MI310-12	1/2"
EE-MI310-34	3/4"
EE-MI310-1	1"
EE-MI310-114	1.1/4"
EE-MI310-112	1.1/2"
EE-MI310-2	2"
EE-MI310-212	2.1/2"
EE-MI310-3	3"

Dimension [inch]	Weight of carton [kg]		Quantity in carton [pc.]	Dimension a [mm]
	black	galv		
1/4	7,2	7,8	600	6
3/8	11	11,5	500	7
1/2	12	12,4	400	8
3/4	10,2	10,8	300	9
1	18,9	19,8	300	10
1 1/4	18,8	19,6	200	11
1 1/2	22	23	200	12
2	18,8	19,2	100	13
2 1/2	21,8	22,2	50	16
3	19	20,1	40	19
4	18,4	19,4	20	22