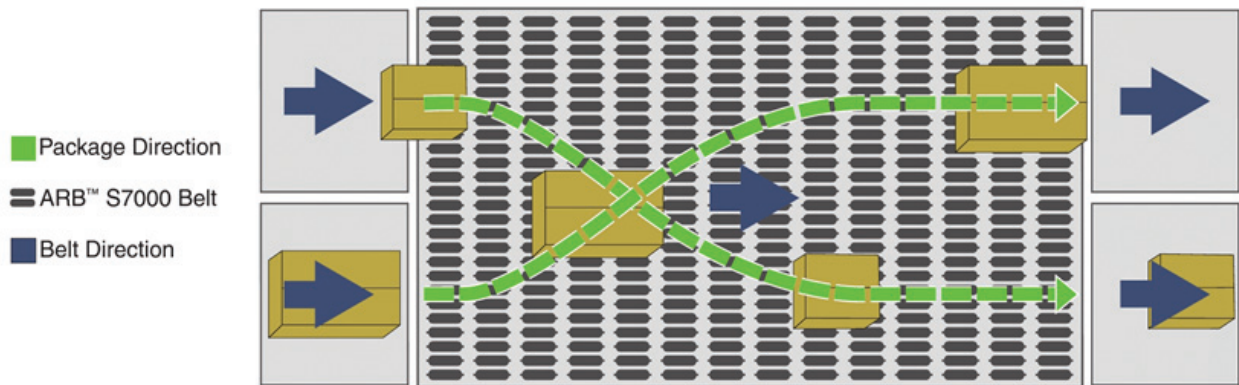


Intralox ARB™ Switch S7000

The Intralox ARB Switch S7000 effectively and efficiently switches and diverts virtually all package types at high throughput rates. It can accommodate multiple infeeds and discharges, enabling a nearly infinite number of product trajectories. All moving parts are contained within the machine, which eliminates the need for expensive safety guarding.

IDEAL SOLUTION FOR:

- Throughputs exceeding 80 products per minute
- Limited available footprint
- A continuous flow of products through multiple infeeds
- Handling a wide range of products
- When discharge points must be very precise
- When multiple and variable discharge points are needed



KEY BENEFITS

- Accommodates up to 500 packages per minute
- Multiple infeeds can run simultaneously, saving floor space and enabling increased throughput
- Handles nearly all package types
- Easily adaptable to accommodate changes in packaging
- Provides a lower cost of ownership with minimal downtime and maintenance costs



Greener Package™
2011 Award Winner

intralox®

EQUIPMENT CAPABILITIES

Throughput*	Up to 500 products per minute depending on product size and local conditions
Product Bottom Surface	Virtually no restrictions
Product Dimensions	
Minimum:	5 in. x 3 in. (127 mm x 76 mm)
Maximum:	No restrictions
Weight:	No restrictions
Minimum Product Gapping	4 in. (102 mm)
Product Orientation	Handles products with short side leading or long side leading
Infeed Position	Side and/or center infeed
Number of Infeeds/Outfeeds	Multiple (or 1) / Multiple

*A continuous product flow is enabled by installing Intralox's Registration conveyor as an infeed.

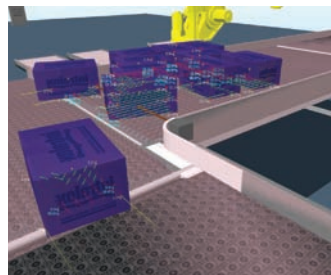

WORKING PRINCIPLE

ARB Switch S7000 equipment can change the trajectory of an item, moving it to the left, right, or center of the conveyor belt without the use of rails or other devices that touch the product.

Products running on ARB technology rest on free-spinning rollers rather than on the belt surface. These rollers extend above and below the belt surface and can be positioned at an angle in relation to the direction of belt travel. Without using rails or complicated mechanical controls, selectively activated rollers move products across the belt in the direction of roller orientation rather than in the direction of belt travel.

When Intralox ARB™ equipment solutions are applied to a full line layout they can enable radical improvements of layout concepts that are not possible with traditional technology.

Consult Intralox at the start of your next project.



YOUR **PARTNER** FOR THE SMARTEST LINE LAYOUTS

Additional country- and industry-specific free phone numbers available at intralox.com

Australia: +1 800 128742 • **Brazil:** 0800 7714325 • **China: (north)** 10800 711 0100 • **(south)** 10800 110 0100
Europe: +800 5544 4455 • **Japan:** 0120 779 040 • **Mexico:** 001 800 0100354 • **New Zealand:** 0800 449173 •
United States & Canada: +1 888 427 2358