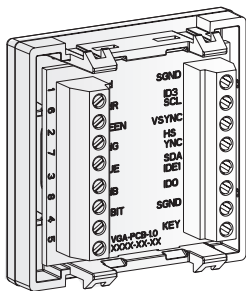
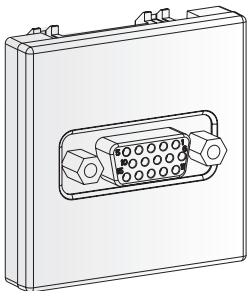
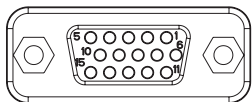
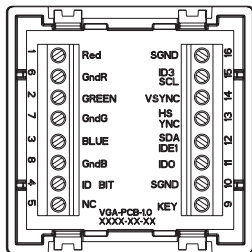


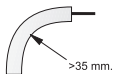
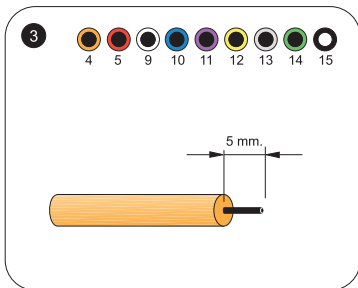
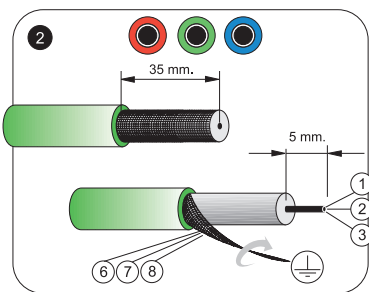
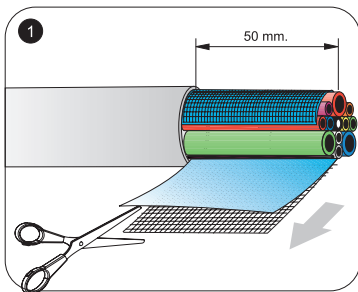
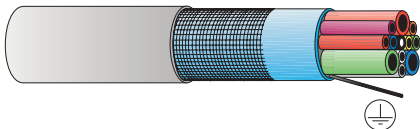
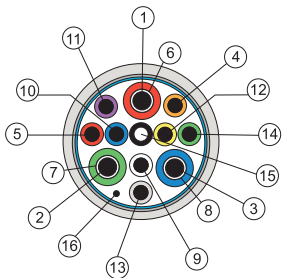
K100B/.. CONECTOR VGA HD15 / VGA HD15 CONNECTOR
 2700091-... CONNECTEUR VGA HD15 / CONECTOR VGA HD15



K100B/..
 2700091-...



Pin Nº	Gravado placa / Engraved plate Gravure plaque / Gravado	Descripción / Description Description / Descrição
1	Red	Red Coax
2	Green	Green Coax
3	Blue	Blue Coax
4	IDB2	ID Bit 2
5	Gnd	Gnd (HSYNC)
6	GndR	Gnd Red
7	GndG	Gnd Green
8	GndB	Gnd Blue
9	Key	Key (N/C)
10	SGnd	Gnd (VSYNC)
11	IDB0	ID Bit 0 (Gnd)
12	IDB1	ID Bit 1 (SDA)
13	HSYNC	HSYNC
14	VSYNC	VSYNC
15	IDB3	ID Bit 3 (SCL)
16	SGnd	



Antes de cualquier intervención, cortar la corriente.
Respetar estrictamente las condiciones de instalación y de utilización.
Un montaje incorrecto puede causar averías.
Simon no se hace responsable de cualquier uso indebido del producto.

Antes de qualquer intervenção, cortar a corrente.
Respetar estrictamente as condições de instalação e de utilização.
O montagem incorrecto pode causar avarias.
Simon não é responsável de qualquer uso incorrecto do produto.

Avant toute intervention, couper le courant.
Respecter strictement les conditions d'installation et d'utilisation.
Un assemblage incorrect peut causer des avaries.
Simon n'est pas responsable de tout usage inexact du produit.

Make sure the power supply is disconnected before any intervention.
Strictly comply with instructions for installation and use.
Incorrect assembly can cause malfunction.
Simon is not responsible of any incorrect use of the product.