

PPE



CAUTION: We strongly recommend wearing suitable PPE including anti cut gloves.

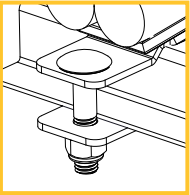
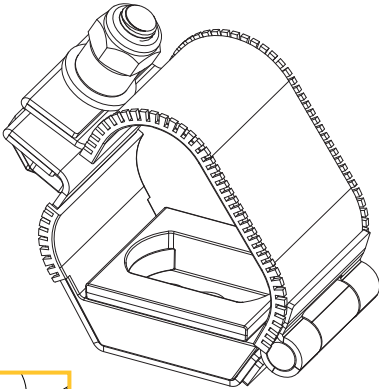
Please refer to local PPE regulations.

Cable Cleat Specification						
Name	Type	Material	Certification	Size Range	Temp Range	Liner Type
PATRIOT C-CLAMP	SDSS	Stainless Steel	IEC 61914	17 - 128mm in 24 sizes Trefoil Formation	-50°C to +60°C	Low Smoke & Fume (LSF) Zero Halogen (LSOH) Polymer
SOVEREIGN C-CLAMP	HDSS	Stainless Steel				
HURON C-CLAMP	LDAL	Aluminium		19 - 128mm in 23 sizes Trefoil Formation		
RELIANCE C-CLAMP	SDAL	Aluminium				
SAPPHIRE C-CLAMP	SHDSS	Stainless Steel		19 - 150mm in 13 sizes Single / Parallel Formation		

All products are short-circuit tested. Please visit www.cmp-products.com for further details.

HINGED CABLE CLEATS WITH FIXED C-CLAMP

PATRIOT SDSS
HURON LDAL
RELIANCE SDAL
SOVEREIGN HDSS
SAPPHIRE SHDSS



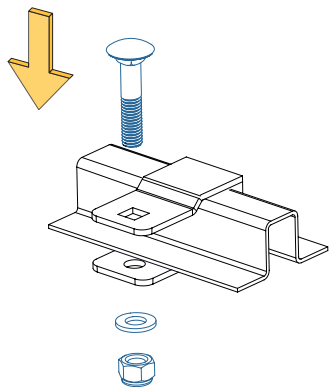
www.cmp-products.com
Tel: +44 (0) 191 265 7411
Fax: +44 (0) 1670 715 646
E-mail: customerservices@cmp-products.com

© Copyright CMP Products Limited 2019. All rights reserved.

FI596 REV 0 3/19

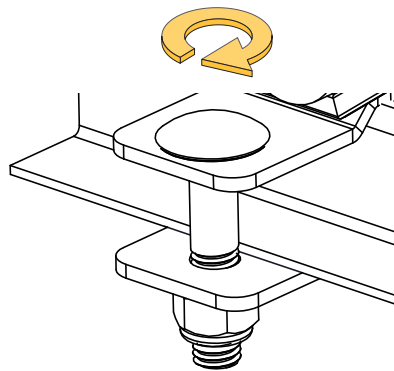


CLEAT FITTING INSTRUCTIONS



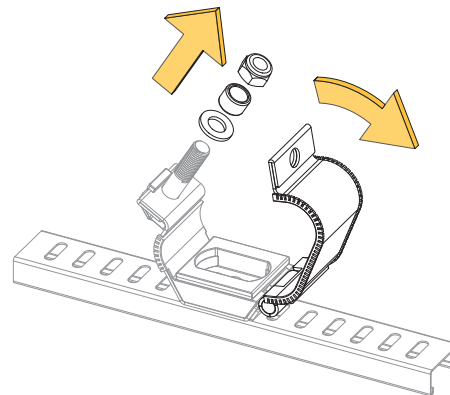
• CABLE CLEAT NOT SHOWN

1. PLACE CLEAT ON MOUNT SURFACE



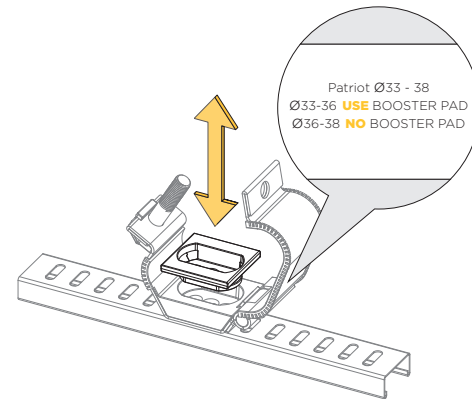
2. TIGHTEN BOLT

• CABLE CLEAT SHOWN WITHOUT C-CLAMP

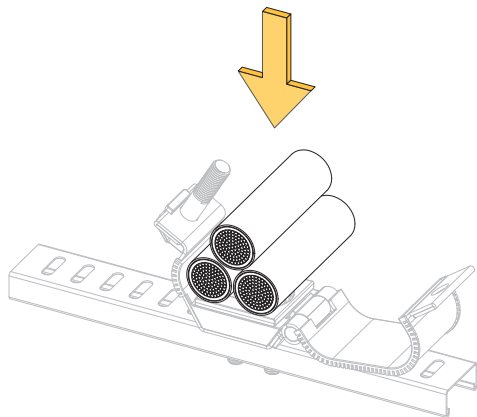


• Use nut spacer where applicable

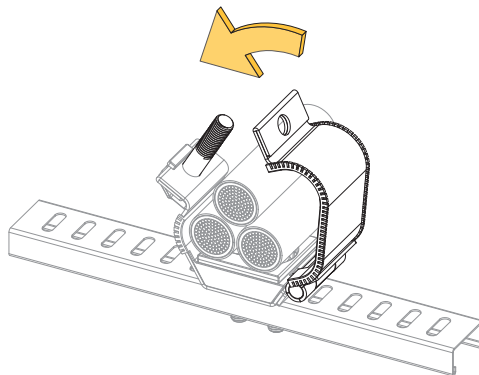
3. UNHINGE CLEAT ARM



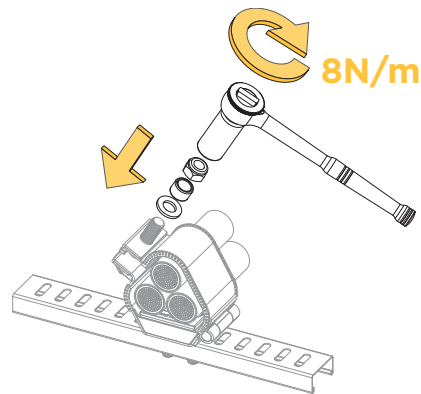
4. INSERT BOOSTER PAD AS REQUIRED



5. LAY CABLES IN CLEAT



6. CLOSE CLEAT ARM



7. TIGHTEN MOUTH BOLT NUT



SECURING CABLES WORLDWIDE