

150mm (6") Fan Range

Domestic Range

XF150B / WF150B



- Designed for wall, ceiling or window mounting, the efficient and easy to install range of 150mm (6") extractor fans are available in twelve options, and is an alternative style and design to the traditional 6" kitchen style.
- The fans are suited to larger bathrooms, utility rooms, shops, offices, restaurants, etc. Power is provided by a single phase induction motor with pre-oiled bearings for a long, maintenance-free life.
- The extract rate for the 150B Series is 230m³/hr, 64 litres per second.
- Incorporating the latest technology and design, Manrose can now offer a complete family of 100mm (4"), 120mm (5") and 150mm (6") fans, all with the same styling.
- The units are all manufactured using high gloss ABS thermoplastics for strength, durability, aesthetics and easy cleaning.
- Designed to comply with the Building Regulations on Ventilation (F1).

Technical Details

Cat. No. Product type

XF150BS	Standard model for remote switching
XF150BP	As above supplied with pullcord switch
XF150BT	Timer model incorporating integral adjustable electronic timer (1-20 mins)
XF150BTP	As above but with pullcord override switch. Requires no switched live
XF150BH	Humidity control which is adjustable between 40% RH and 95% RH Complete with integral adjustable timer (1-20 mins).
XF150BHP	As above but with pullcord override switch. Requires no switched live
XF150BPIR	PIR activated model with adjustable timer with presence detection, timer runs on when the room is vacated.
WF150BP	Pullcord switch
WF150BT	Electronic timer with pullcord override switch and neon light
WF150BH	Humidity control which is adjustable between 40% RH and 95% RH Complete with integral adjustable timer (1-20 mins).
WF150BPIR	PIR activated model with timer and presence detection, timer runs on when the room is vacated. There is no need to connect to a separate switch Timer adjustable between 1-20 mins. Requires no switched live

Packaging

XF150B Series in outers of 10 measuring 595mm x 245mm x 450mm - weight 11kg


WF150B Series in outers of 10 measuring 460mm x 640mm x 240mm - weight 17kg

Installation

XF150B Series designed for wall or ceiling mounting (pullcord wall-mounting only). Wall fixing kit is available separately The SVK (1280).

WF150B Series. These fans are designed to be fitted in a window.

Electrical

220-240V~50Hz AC . Single phase consuming 25 Watts. These fans are double insulated and do not require an earth. All wiring must comply with current IEE regulations. A double pole isolating switch, having a contact separation of at least 3mm in all poles, must be used with a 3 amp fuse fitted. The fan should not be accessible to a person using either the shower or the bath and mounted a minimum of 1.8 metres from the floor.

Additional Data

150mm (6") Range

Fan speed: 2400 r.p.m.

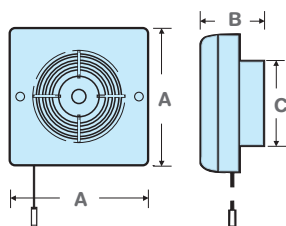
Sound volume: 40.0 dB(A)

Maximum operating temperature: 40°C

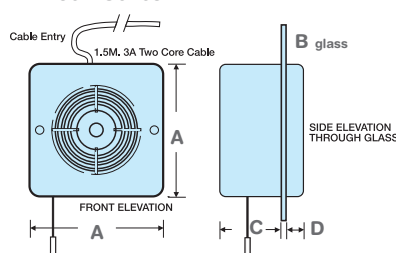
Dimensions (mm)

PRODUCT	A	B	C	D
XF150B	203	95	150Ø	
WF150B	203	4-32	95	23

XF150B Series



WF150B Series



Performance Graph

XF/WF Series 230m³/hr, 64 litres per second

