

# MASTER GLASS LED candles and lustres



## MAS LEDCandleDT2.5-25W B22 B35 CL G

Featuring a classic heritage design, Classic filament LED Lamps combine the familiar shapes of incandescent candles and lustres with the benefits of the long-lasting LED technology. It is an idea product to provide customers with cosy atmosphere. The MASTER LED candles and lustres can be dimmed for different lumen level and also for the different colour temperature. MASTER Glass Led Bulbs deliver significant energy savings, offering even 30% more compared to normal LED. They provide excellent quality of light. By offering a lifetime of 25,000 hours, the lamps reduce maintenance costs.

### Product data

| General information     |            |
|-------------------------|------------|
| Cap base                | B22 [ B22] |
| EU RoHS compliant       | Yes        |
| Nominal lifetime (nom.) | 25000 h    |
| Switching cycle         | 20,000X    |
|                         | Sphere     |

| Light technical                        |                                   |
|--|-----------------------------------|
| Colour Code                            | 922-927 [ CCT of 2,200 K-2,700 K] |
| Luminous flux (nom.)                   | 340 lm                            |
| Colour designation                     | Warm Glow (WG)                    |
| Correlated Colour Temperature (Nom)    | 2200 2700 K                       |
| Luminous efficacy (rated) (nom.)       | 136 lm/W                          |
| Colour consistency                     | <6                                |
| Colour rendering index (nom.)          | 90                                |
| LLMF at end of nominal lifetime (nom.) | 70 %                              |

| Operating and electrical         |             |
|----------------------------------|-------------|
| Input frequency                  | 50 to 60 Hz |
| Power (Rated) (Nom)              | 2.5 W       |
| Lamp current (nom.)              | 15 mA       |
| Wattage equivalent               | 25 W        |
| Starting time (nom.)             | 0.5 s       |
| Warm-up time to 60% light (nom.) | 0.5 s       |
| Power factor (nom.)              | 0.6         |
| Voltage (Nom)                    | 220-240 V   |

| Temperature           |        |
|-----------------------|--------|
| T-ambient (max.)      | 45 °C  |
| T-ambient (min.)      | -20 °C |
| T-Case maximum (nom.) | 70 °C  |

# MASTER GLASS LED candles and lustres

## Controls and dimming

|          |                            |
|----------|----------------------------|
| Dimmable | Only with specific dimmers |
|----------|----------------------------|

## Mechanical and housing

|               |               |
|---------------|---------------|
| Lamp Finish   | Clear         |
| Bulb material | Glass         |
| Bulb shape    | B35 [ B 35mm] |

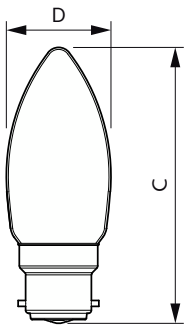
## Approval and application

|                                    |         |
|------------------------------------|---------|
| Energy Efficiency Class            | D       |
| Energy consumption kWh/1,000 hours | 3 kWh   |
|                                    | 1227624 |

## Product data

|                                   |                                     |
|-----------------------------------|-------------------------------------|
| Full product code                 | 871951447773500                     |
| Order product name                | MAS LEDCandleDT2.5-25W B22 B35 CL G |
| EAN/UPC – product                 | 8719514477735                       |
| Order code                        | 47773500                            |
| SAP numerator – quantity per pack | 1                                   |
| Numerator – packs per outer box   | 10                                  |
| SAP material                      | 929003071202                        |
| Net Weight (Piece)                | 0.018 kg                            |

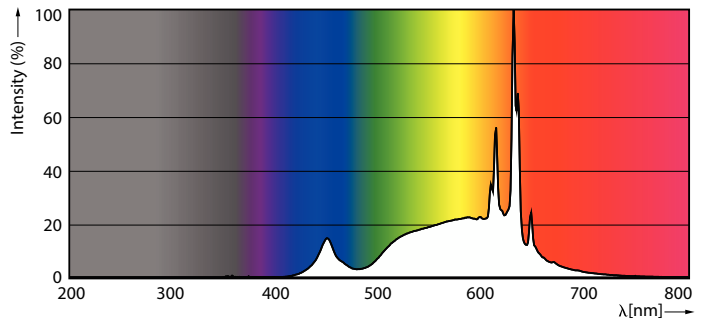

## Dimensional drawing



MAS LEDCandleDT2.5-25W B22 B35 CL G

| Product                             | D     | C     |
|-------------------------------------|-------|-------|
| MAS LEDCandleDT2.5-25W B22 B35 CL G | 35 mm | 94 mm |

## Photometric data

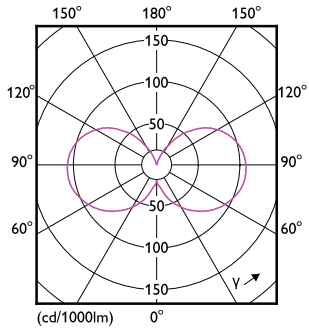


General uniform lighting

Spectral Power Distribution Colour

# MASTER GLASS LED candles and lustres

## Photometric data



Light Distribution Diagram

## Lifetime



Life Expectancy Diagram



Lumen Maintenance Diagram

