



- KFR-23IW/LUX
KFR-26YW/LUX
- KFR-33IW/LUX
KFR-36YW/LUX
- KFR-53IW/LUX
KFR-56YW/LUX
- KFR-63IW/LUX
KFR-66YW/LUX



UV-C
STERILISATION
INSIDE

**LUX AIR IS AIR CONDITIONING LIKE NEVER BEFORE
PURIFYING THE AIR WHILST COOLING & HEATING**

works with the
Google Assistant

WORKS WITH
amazon alexa






LUX AIR is Air Conditioning with
the ability to Clean and Sanitise the air
in the room whilst delivering Cool air.

- R32 Refrigerant – Eco Friendly
- AeroMAX 4D Air Flow
- UV-C Sterilisation
- 3 in 1 Filter – Vitamin C, Silver ION and Anti-Virus
- A+++ Energy Efficiency - Super Inverter
- Wi-Fi Controllable with Tuya Smart Life App
- Amazon Alexa & Google Assistant Voice Compatibility



heating & cooling



1 New Super-Compact Design

The new design allows for more installation possibilities, including the limited space above a door. Meticulously designed for both installer and user benefit, the installation time of the new Lux-Air range has been dramatically decreased. The internal components of the unit have also been redesigned to make servicing easier than ever before. Electronics and wiring components are located on just one side of the unit to simplify maintenance.

2 WiFi Control and Voice Compatibility

Connect the unit to your Wi-Fi to be controlled by your smartphone using the Lux-Air Smart Life App. Control, Monitor, and Schedule with our easy to use App. By connecting to the Lux-Air Smart Life App the unit can be Voice Controlled by Google Assistant or Amazon Alexa*.

*Amazon, Alexa and all related logos are trademarks of Amazon.com, Inc. or its affiliates. Google, Android, Google Play and Google Home are trademarks of Google LLC.

3 UV-C Lamp, with 3 in 1 Filter, AeroMAX 4D Optimised Air Flow with SnowCOOL


Particulate Matter (PM2.5) can be found suspended in the air. PM2.5 can be dust, dirt, smoke, pollen or even vapour droplets which may contain Viruses or Bacteria. Our filter can catch PM2.5 particles including hazardous pollutants, house dust and pollen. Maintaining clean air in the room whilst not compromising cooling efficiency. The UV-C (Ultra Violet) light system destroys Viruses and Bacteria in the air making it safer to breathe for everyone. Lux-Air systems keep you safer.

AeroMAX 4D - Optimum Air Distribution Control

Increased comfort with Lux-Air's unique design. AeroMAX 4D air flow controls the output for optimum air distribution.

Superior Airflow Control

The LUX AIR range features two additional air outlet blades that give you more control over the direction of the airflow. Without AeroMAX 4D, the air flow can be too focussed which means some occupants may begin to feel too cold or too warm whilst others are not. AeroMAX 4D was designed to keep everyone comfortable in the room without compromising performance.



AeroMAX 4D Delivers Optimum Comfort with SnowCOOL

When the LUX AIR's air blades are aiming up towards the ceiling they create a shower cooling effect that we call SnowCOOL. Warm air rises whilst cool air sinks. Using SnowCOOL feels like fine snow. Perfect Cooling for everyone.

The LUX-AIR models with AeroMAX 4D Air Flow feature all NEW indoor unit design with larger air inlet aperture, additional Directional Air Blades and Turbo Fan Mode to produce increased Air Volume.





SMART LIFE APP



Model Number		KFR-23IW/LUX KFR-26YW/LUX	KFR-33IW/LUX KFR-36YW/LUX	KFR-53IW/LUX KFR-56YW/LUX	KFR-63IW/LUX KFR-66YW/LUX	
Model Colour		White/ Black Gloss	White/ Black Gloss	White/ Black Gloss	White/ Black Gloss	
Specification	Unit of Measure					
Power Rating	Ph-V-Hz	1 / 220-240V / 50HZ	1 / 220-240V / 50HZ	1 / 220-240V / 50HZ	1 / 220-240V / 50HZ	
Power Supply Input (Indoor / Outdoor Unit)		Outdoor	Outdoor	Outdoor	Outdoor	
Cooling	Capacity	BTU/h / kW (Max kW)	9000 / 2.7 (Max: 2.8)	12000 / 3.5 (Max: 3.7)	18000 / 5.0 (Max: 5.2)	24000 / 7.1 (Max: 7.8)
	Power Input	W (Max W)	750 (1300)	1190 (1600)	1550 (2400)	2300 (3350)
	Rated Current	A	3.5	5.5	6.8	10.6
	SEER			6.1	6.1	6.5
Energy Efficiency - Cooling			A++	A++	A++	A++
Heating	Capacity	BTU/h / kW (Max kW)	9000 / 2.7 (Max: 2.8)	12000 / 3.5 (Max: 3.8)	18000 / 5.0 (Max: 5.3)	24000 / 7.1 (Max: 8.2)
	Power Input	W (Max W)	680 (1300)	950 (1600)	1345 (2450)	2200 (3350)
	Rated Current	A	3.1	4.4	5.9	10.1
	SCOP			4.0	4.0	5.1
Energy Efficiency - Heating			A+++	A+++	A+++	A+++
Max. Current Rating	A	9.0	10	10.6	16.8	
Dehumidification	L/h	0.9	1.1	1.4	2.2	
Max Room Size	m ²	13-25	16-30	25-45	34-60	
Max Conservatory Size	m ²	12	15	25	30	
Compressor Brand		Toshiba (OEM)	Toshiba (OEM)	Sanyo	Toshiba (OEM)	
Indoor Unit	Air Flow (Hi/Mi/Lo)	m ³ /h	500 / 450 / 400 / 350	550 / 500 / 450 / 400	850 / 720 / 620 / 520	1200 / 1050 / 900 / 800
	Sound Pressure Level (Hi/Mi/Lo)	dB(A)	40 / 38 / 36 / 34	42 / 40 / 38 / 36	44 / 41 / 38 / 35	46 / 43 / 40 / 37
	Sound Power Level (Hi/Mi/Lo)	dB(A)	50 / 47 / 44 / 37	52 / 48 / 43 / 37	56 / 51 / 48 / 44	59 / 54 / 51 / 44
	Unit Dimension (WxHxD)	mm	720 x 196 x 270	790 x 200 x 270	900 x 220 x 291	1025 x 320 x 235
	Packing Dimension (WxHxD)	mm	785 x 256 x 317	855 x 256 x 317	969 x 289 x 347	1102 x 324 x 402
	Unit Weight	kg	7.5	8.5	10	14
	Packaged Weight	kg	9	10	12	16
Outdoor Unit	Sound Pressure Level	dB(A)	50	52	56	59
	Sound Power Level	dB(A)	62	64	65	69
	Unit Dimension (WxHxD)	mm	665 x 530 x 260	665 x 530 x 260	780 x 560 x 270	820 x 635 x 310
	Packing Dimension (WxHxD)	mm	768 x 575 x 338	768 x 575 x 338	889 x 612 x 359	969 x 688 x 402
	Unit Weight	kg	21.8	23.3	30.5	36.7
	Packaged Weight	kg	25.1	26.8	34.5	40.2
	Refrigerant Type			R32	R32	R32
Refrigerant Pre-Charge	m	6	6	6	7.5	
	kg	0.57	0.58	0.92	1.4	
Copper Pipe	Pipe Carton Weight	kg	Included in Outdoor Unit	Included in Outdoor Unit	Included in Outdoor Unit	5
	Liquid Side	Inch	1/4	1/4	1/4	3/8
	Gas Side	Inch	3/8	3/8	1/2	5/8
	Pipe Length Included	m	4	4	4	7.5
	Max. Copper Pipe Length	m	9	12	12	15
	Max. Difference In Height	m	5	7	8	8

