



Arno Pro

Arno Pro 36W/48W Wattage and CCT switchable interior LED batten

The Kosnic Arno Pro Integrated Battens utilise high performance LEDs to offer outstanding lumen efficiency within a very economic package. The battens are a low-profile design suitable for a wide range of general lighting applications from commercial premises to warehouses, factories and garages.

ARNP5F48-SCT (06468)

Specification

Voltage	220-240Vac 50/60Hz
Current (mA)	220 (165)
Rated Power (W)	48 (36)
CCT Words	Cool White (Warm White, Day Light)
CCT (K)	4000 (3000, 6000)
Total Luminous Flux (lm)	6300 (4900 - 36W, 3000K) (5200 - 36W 4000k/6000k) (5900 - 48W, 3000k) (6300 - 48W, 6000k)
Nominal Lifetime (h)	40000
L70B50 Lifetime (h)	54000
L80B10 Lifetime (h)	54000
L90 Lifetime (h)	34000
Power Factor	0.95
Blue Light Hazard	RG1
Glow wire temperature(°C)	650
Dimensions L x W x D (mm)	1524 x 71 x 46
Weight (kg)	0.65
Protection Rating	Class II
IK Rating	IK08
In-rush current (peak/duration) (A)	6.4A / 800us
IP Rating	IP20
Ambient Temperature Range (°C)	-20 to 40

Light Source Specification

Lighting Technology Used	LED
Directional / Non Directional (DLS/NDLS)	NDLS
Light Source Cap Type (or other interface)	Wires
Mains / Non-Mains (MLS/NMLS)	MLS
Connected Light source (Y/N)	N

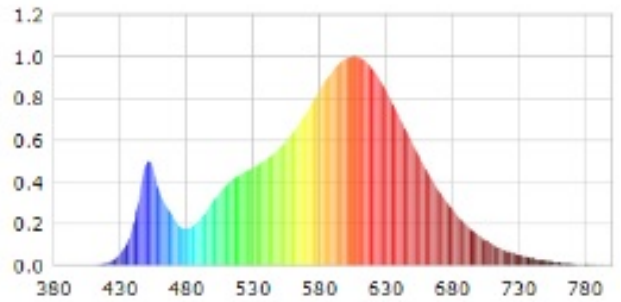
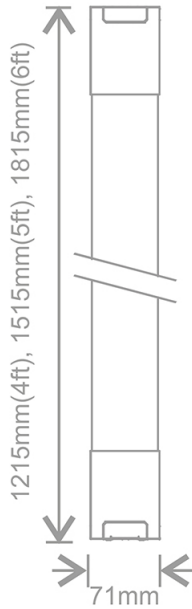
Colour Tunable Light Source (Y/N)	N
High Luminance Light Source (Y/N)	N
Anti-Glare Shield (Y/N)	N
Dimmable (Y/N/Specific dimmer)	N
Energy Consumption in on-mode (kWh/1000H)	48
Energy Efficiency Class	E
Useful Luminous Flux (lm)	6300 (4900 - 36W, 3000k) (5200 - 36W, 4000k/6000k) (5900 - 48W, 3000k) (6300 - 48W, 6000k)
Beam Angle correspondence (in 360°/120°/90°)	in 360°
CCT	4000 (3000 , 6000)
On-Mode Power (Pon) (W)	48
Standby Power (Psb) (W)	0
Networked Standby Power (Pnet) (W)	N/A
CRI	82
CRI (min)	80
CRI (max)	84
Height (mm)	46
Width (mm)	71
Depth (mm)	1524
Claim of Equivalent Power? (Y/N)	N
Equivalent Power (W)	N/A
Chromaticity Co-Ordinates (X)	0.379 (0.443 - 3000k) (0.331 - 6000k)
Chromaticity Co-Ordinates (Y)	0.369 (0.403 - 3000k, 0.345 - 6000k)
Peak Luminous Intensity (DLS) (cd)	N/A
Beam Angle (DLS)	N/A
Beam Angle (min)(DLS)	N/A
Beam Angle (max) (DLS)	N/A
Survival Factor (x.xx)	0.9
Lumen Maintenance Factor (x.xx)	0.96
Displacement Factor	0.95

Colour Consistency in Mcadam Ellipses (Mains LED/OLED)	6
LED light source replaces fluorescent without integrated ballast of particular wattage (Mains LED/OLED) (Y/N)	N
Replacement W Claim (Mains LED/OLED) (W)	N/A
Flicker metric (pst LM) (x,x)	0.1
Stroboscopic effect metric (SVM) (x,x)	0.1

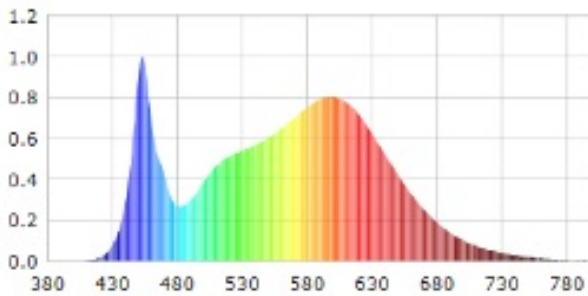
Optional Gears and Accessories

Optional Gears 1	KBTNLS1-MWS2
Accessories 1	Suspension Kit SUS02

Technical Drawings



3000k



4000k