







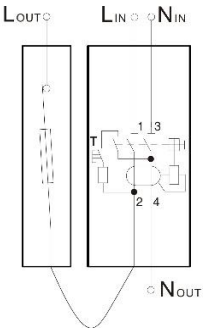


<h1 style="margin: 0;">FuseBox®</h1>	<p>BARCODE</p>  <p style="font-size: small;">5 060523 523764</p> <div style="display: flex; justify-content: space-around; align-items: center;"> <div style="text-align: center;">  <small>RoHS Compliant</small> </div> <div style="text-align: center;">  <small>Warning</small> </div> <div style="text-align: center;">  <small>Recycling</small> </div> </div> <div style="display: flex; justify-content: flex-end; align-items: center; margin-top: 10px;">   </div>
<p>FUSED SWITCH SF0100RA</p>	

PRODUCT IMAGE	
 <p style="text-align: center; margin-top: 10px;">RCD INCOMER: RTA1001002S (100A 100mA S Type)</p>	
CONNECTIONS	
<p style="text-align: center;">63-100A FUSED</p> 	

PRODUCT DATA	
PART NUMBER	SF0100RA
BARCODE	5060523523764
DESCRIPTION	100A 100mA TYPE S RCD 1P+N (includes: 63,80,100A FUSES)
DIMENSIONS HxWxD (mm)	260 x 156 x 94
VOLTAGE	230V/50Hz
MAXIMUM LOAD	100A/AC21
FUSE SIZE/TYPE	22 x 58mm (cylinder) / gG (General purpose)
TERMINAL CAPACITY	RCD: 25mm ² FUSE HOLDER: 35mm ² EARTH TERMINALS: 16mm ²
IP RATING	IP20
STANDARD	CU: EN 61439-3, RCD: EN 61008-1, FH: IEC 60947-3, FUSE: IEC 60269-2
KNOCKOUTS	1x25mm + 1x32mm CONDUIT KNOCKOUTS TOP AND BOTTOM
MATERIAL	1mm ELECTRO GALVANISED STEEL (ZINC)
FINISH	RAL 9001 POWDER COATED SMOOTH FINISH
TAILS CLAMP	YES (maximum 25mm ²)
PADLOCK FACILITY	YES
WEIGHT (1PC) Kg	2.5
INNER CARTON QUANTITY	1

	<p>sales@fusebox.co.uk</p>
---	----------------------------