



# RILEY®

## CHRONA

Classic wraparound safety glasses in a comfortable frame

Designed to fit the majority of face shapes, CHRONA safety glasses are guaranteed to feel good, not just look good. Soft, comfortable temple ends & nose bridge further enhance comfort.

● INDOOR/OUTDOOR ● GREY



Grey



Indoor / Outdoor



Clear



INCLINABLE  
TEMPLES



LENGTH  
ADJUSTABLE  
TEMPLES

### FEATURES

- + Contemporary style
- + Length adjustable temples
- + Inclivable temples
- + Universal soft TPE nose bridge
- + Co-injected temples
- + Supplied with a microfibre storage pouch
- + Weight: 28g
- + 9.5-Base lens

#### Europe

sales@globus.com  
+44 (0)161 877 4747  
+44 (0)161 877 4746

#### Middle East & Africa




sales.gcc@globusgroup.com  
+971 4 882 9962  
+971 4 882 9963

#### Americas

Sales@GlobalGlove.com  
763-450-0110



# RILEY | CHRONA

LENS TYPE	REF	LENS MARKING	FRAME MARKING	PROTECTS AGAINST	COATINGS
INDOOR/OUTDOOR	 RLY00043	5-1.7 1 F K N CE	 F CE	Impacts,UV Radiation	TECTON 400
GREY	 RLY00042	5-2.5 1 F K N CE		Impacts,UV Radiation,Solar Radiation	

## GENERAL SPECIFICATION

WEIGHT	28g
--------	-----

## PACKAGING

PER BOX	10
PER CASE	200

## COMPONENT SPECIFICATION

COMPONENT	MATERIAL
LENS	Polycarbonate
NOSE BRIDGE	Thermoplastic Elastomers (TPE)
TEMPLE	Thermoplastic TR90, Thermoplastic Elastomers (TPE)
HINGE	Thermoplastic Elastomers (TPE), Metal

## ADDITIONAL INFORMATION

<p>CERTIFICATION LEGEND</p>  <p>or click <a href="#">here</a></p>	<p>DECLARATION OF CONFORMITY</p>  <p>or click <a href="#">here</a></p>	<p>VIEW PRODUCT ONLINE</p>  <p>or click <a href="#">here</a></p>
--	---	---

### Europe

sales@globus.com  
+44 (0)161 877 4747  
+44 (0)161 877 4746

### Middle East & Africa

sales.gcc@globusgroup.com  
+971 4 882 9962  
+971 4 882 9963

### Americas

Sales@GlobalGlove.com  
763-450-0110