

Installation Guide

Technical Specifications:

Operating Pressure:

Min: 150kPa/1.5bar

Max: 500kPa/5.0bar*

Optimum: 150kPa/1.5bar - 500kPa/5bar

Recommended installation of pressure limiting valve if supply exceeds 500kPa

Operating Temperature:

Hot: Max 80°C*

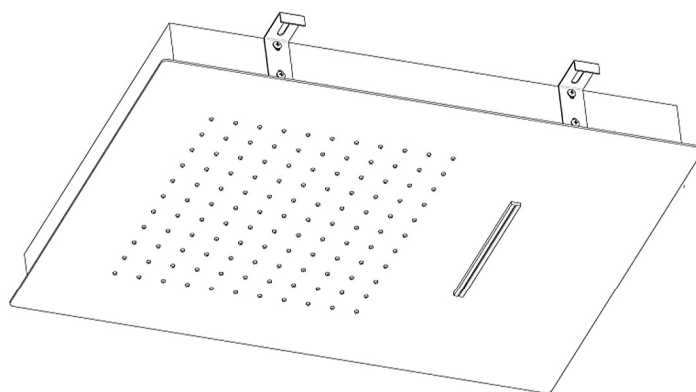
Cold: Min 5°C

Inlet Connections:

All ½" BSP

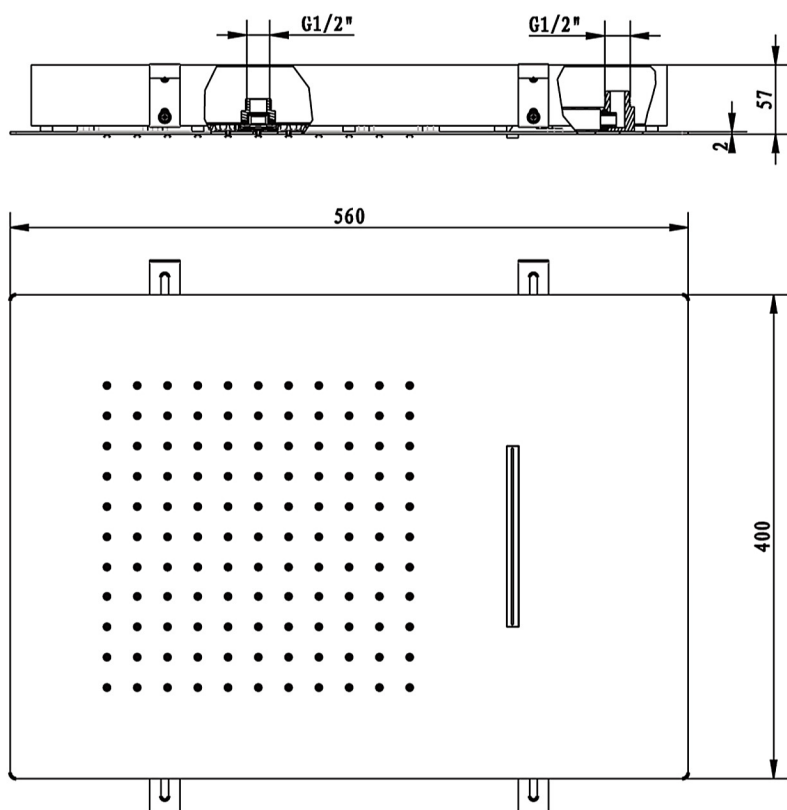
NOTE:

- After installation all connections must be checked for leaks
- All installations must be carried out in compliance with relevant water regulations*.



This product should be fitted by a fully qualified installer.

Technical Drawing



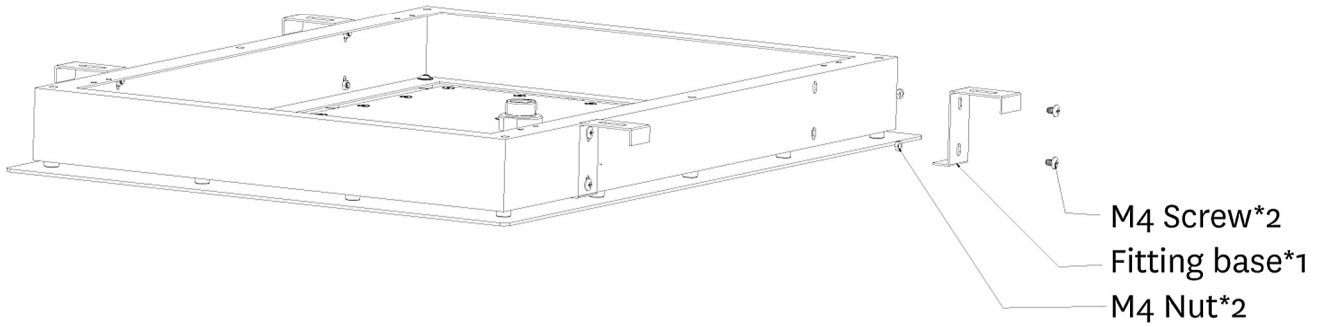
Eastbrook Road, Gloucester GL4 3DB

Technical Helpline : 01452 317890

Mon - Fri / 8am - 5pm

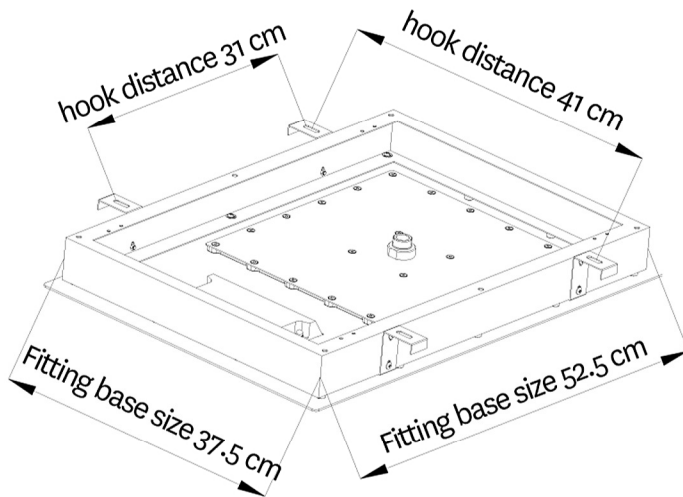
Email : technical@eastbrookco.com

1.



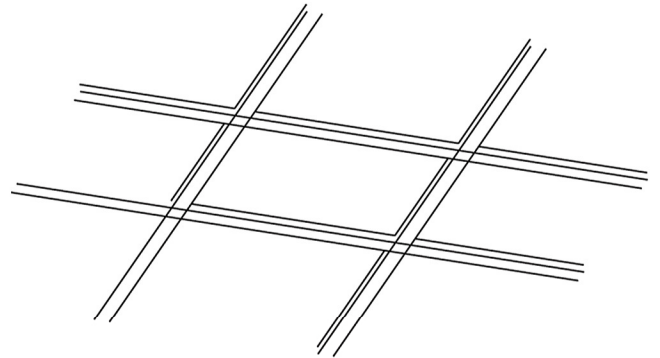
Step1 Please asseble all the components

2.



Step 2 Measurement drawing

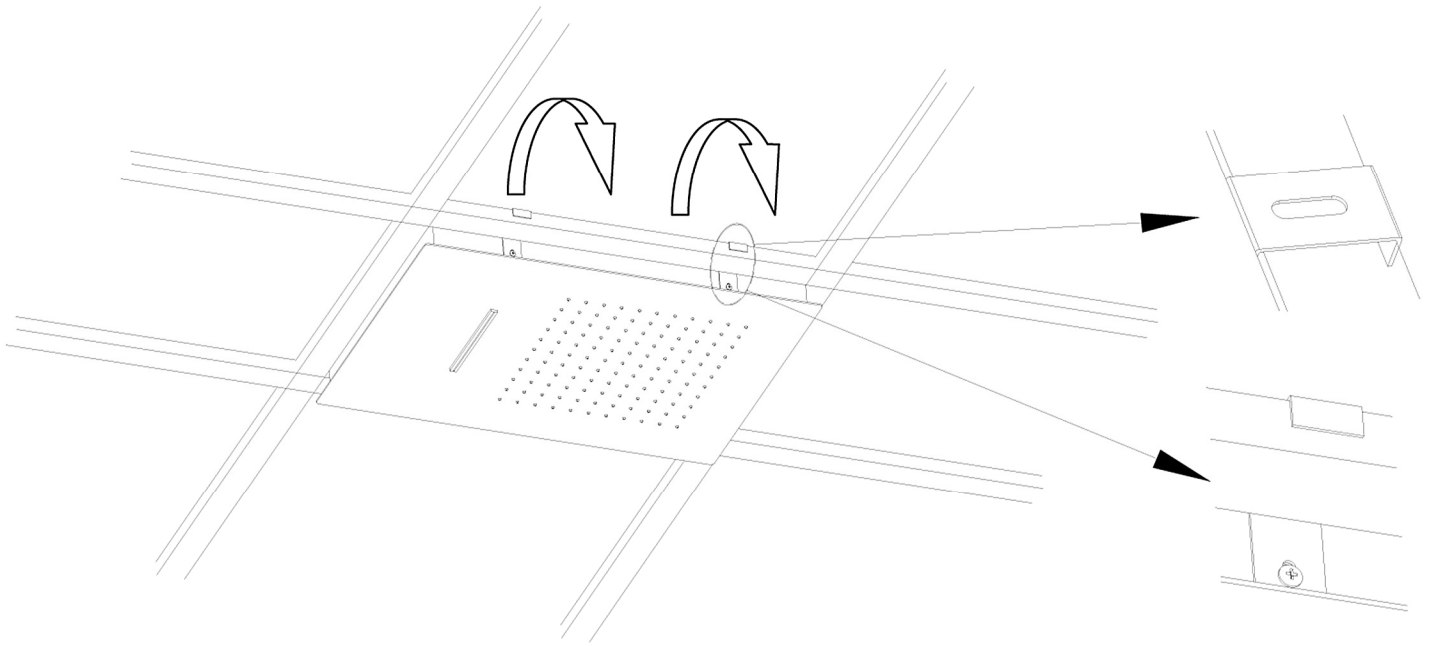
3.



Step 3: Please prepare a ceiling framework for Shower Head

Warranty is conditional with the product being maintained in accordance with the cleaning instructions and ensuring no parts are broken or loose to prevent failure.

4.



Step 4 The fitting base of shower head should hang on and connect water inlet,Then finished

CLEANING

Water contains lime which remains on the surface after the water has evaporated. These lime deposits can be prevented from forming by wiping immediately after use.

To clean the chrome-plated surfaces use a soft cloth, soap and warm water. Never use cleaning agents that contain a corrosive acid or a scouring additive.



Do not use any sharp objects to clean nozzles

Clean filter washer periodically.

Warranty is conditional with the product being maintained in accordance with the cleaning instructions and ensuring no parts are broken or loose to prevent failure.

Important Installation Considerations

1. NOTE: Some showers may not provide an **effective** shower when used with gravity fed heated water systems or where pressures are less than 150kPa at the outlet. Additionally showers with flow rates of less than 9L/min may not allow the following to function correctly:

- _ some instantaneous water heaters
- _ some tempering valves
- _ some thermostatic mixing valves

2. Some shower heads only operate correctly when hot and cold water supplies are both mains pressure and may not be suitable for some instantaneous hot water services.

3. When water pressure is in excess of 500kPa a pressure limiting device is required

Warranty is conditional with the product being maintained in accordance with the cleaning instructions and ensuring no parts are broken or loose to prevent failure.



Eastbrook Road, Gloucester GL4 3DB
Technical Helpline : 01452 317890
Mon - Fri / 8am - 5pm
Email : technical@eastbrookco.com