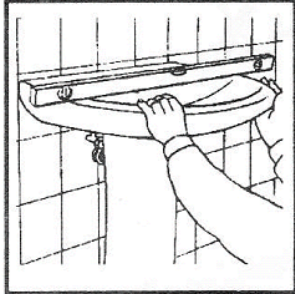



Installation of basin with pedestal

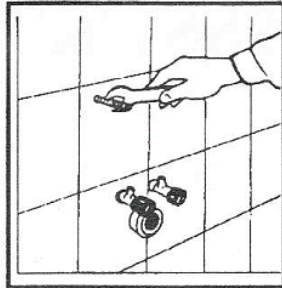
1. Place the basin temporarily on the pedestal and balance it with a level.



2. Mark the mounting bolt locations on the wall.



3. Fix the bolts to their mounting points.



4. Fix basin and pedestal in place.

