

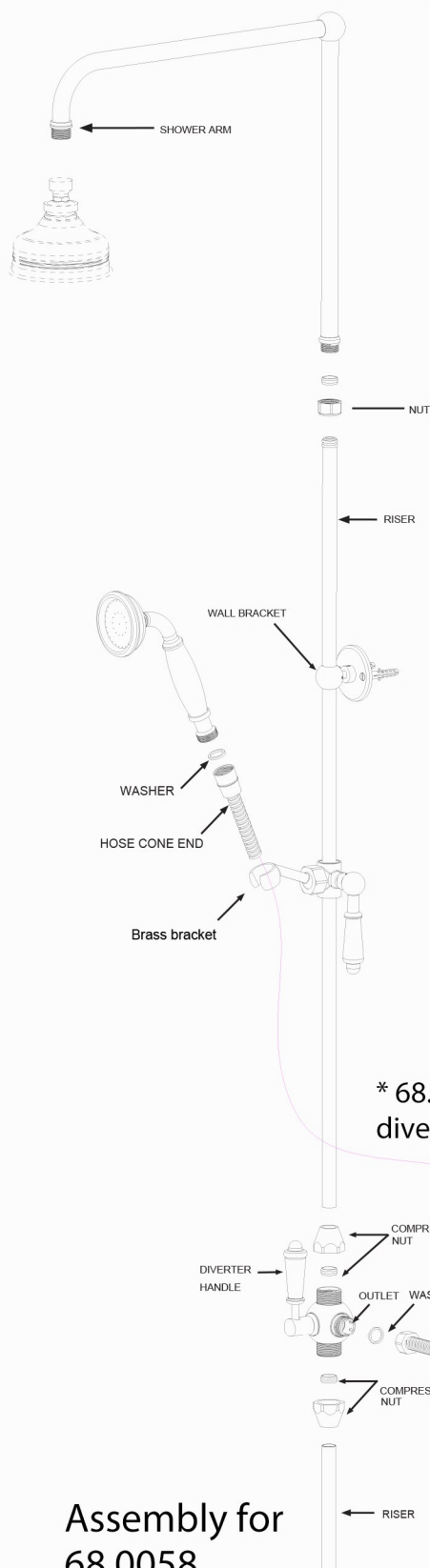
# Installation Guide

68.0057 and 68.0058

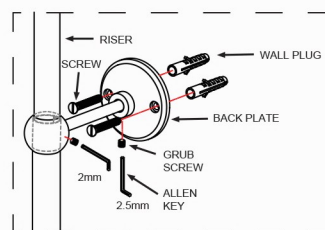
## Important

- We recommend that this product is installed by a qualified professional contractor. Such as a plumber who is certified by NVQ (National Vocational Qualification) or SNVQ (Scottish National Vocational Qualification) Level 3.
- Please check this product immediately to ensure that it has not been damaged and is complete. Before installation, please make sure this product is the correct model and you have all the parts required for installation and using.
- Please read these instructions carefully and keep it for future reference.

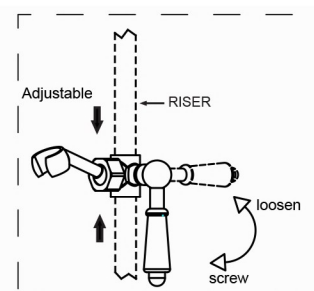
## Installation



Assembly for  
68.0058



The adjustable wall hangers are available for both 68.0057 and 68.0058



The handset kit is only coming with 68.058

\* 68.057 does not include diverter and handset kit

**Eastbrook** 

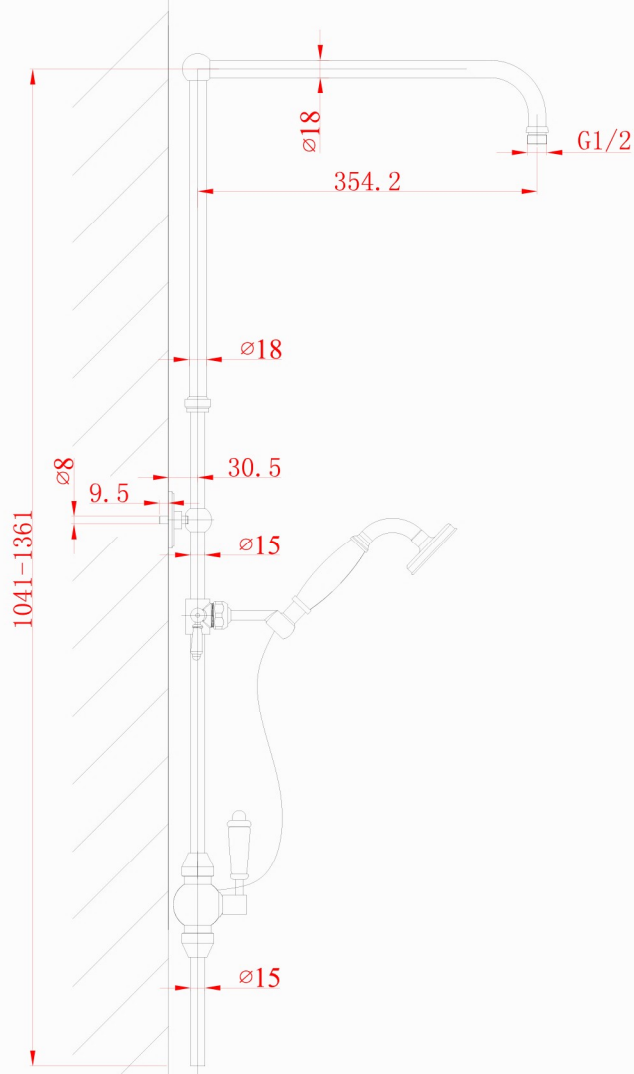
Eastbrook Road, Gloucester GL4 3DB

Technical Helpline : 01452 317890

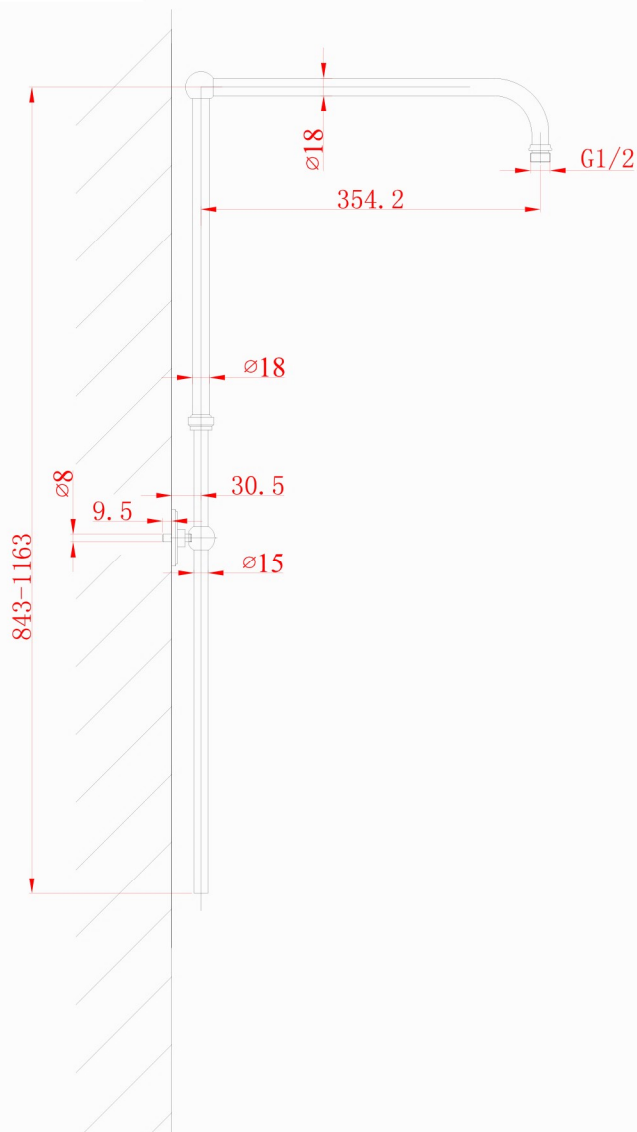
Mon - Fri / 8am - 5pm

Email : [technical@eastbrookco.com](mailto:technical@eastbrookco.com)

### 68.0058 Traditional Riser Kit with Diverter and Shower Kit



### 68.0057 Traditional Riser Kit



### **Maintenance**

We do NOT recommend you use any household cleaners to clean the product. The product should only be cleaned with soapy water, rinsed with clean water, and dried with a soft cloth.

**Eastbrook** 

Eastbrook Road, Gloucester GL4 3DB

Technical Helpline : 01452 317890

Mon - Fri / 8am - 5pm

Email : [technical@eastbrookco.com](mailto:technical@eastbrookco.com)