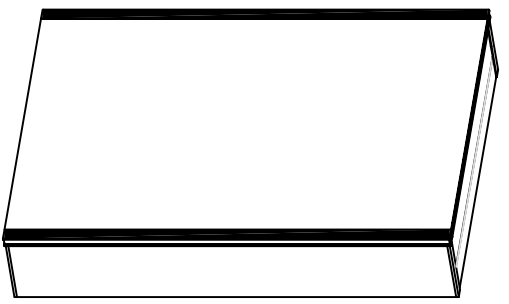
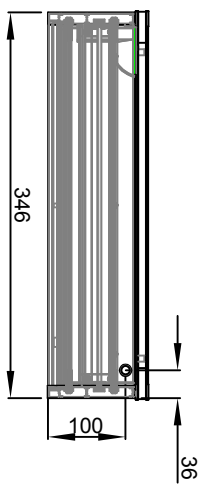
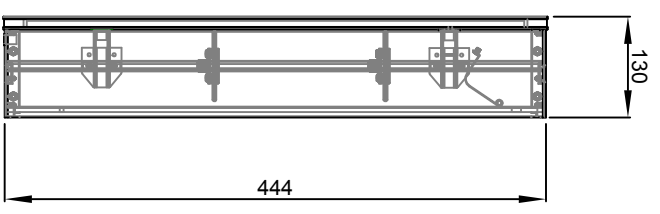
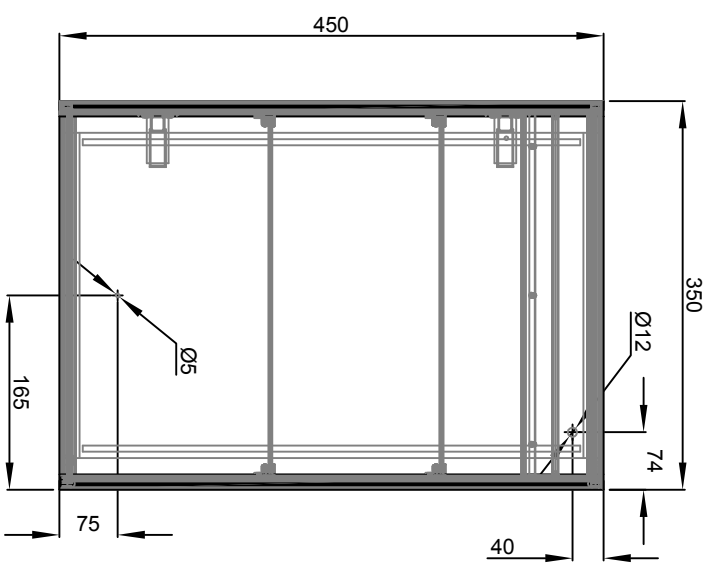


Critical Dimension Most important dimensions	Perspective drawing	Tolerance grade not noted	Basic size Tol Value	0 < a ≤ 6 ±0.1	6 < a ≤ 30 ±0.3	30 < a ≤ 120 ±0.5	120 < a ±1	Note the Angle tolerance ±1°
--	---------------------	---------------------------	----------------------	----------------	-----------------	-------------------	------------	------------------------------



- Technical requirements:**
- 1、 Size: 350\*450\*130 MM.
  - 2、 4MM copper free silver mirror , left and right sanding edgy covered by acrylic strip.
  - 3、 Adjustable hinges end adjustable shelves.
  - 4、 Two toughened glass shelves .
  - 5、 Infrared induction switch.
  - 6、 LED 2835 lighting temperature of 6400k+/-300 white.
  - 7、 Watt: 25W, Lumen specification: 1440 lumen.
  - 8、 Input: 220~240V , output: DC12V.

Version		Quantity	ECN number	Modifier	Date	Theoretical weight(g)		Client Version		Trade name	Material	
A						B		C		D		
						Theoretical volume[cm <sup>3</sup> ]		Version NO.		Drawing NO.		
						Theoretical areal[cm <sup>2</sup> ]		Drawing Units		Date		
						Superficial areal[cm <sup>2</sup> ]		Proportion		Design		
								mm		Proofread		
								Auditor		Ratify		