


DATASHEET

Image



General Information

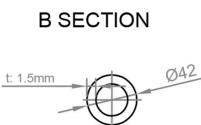
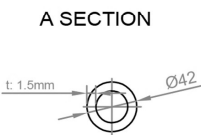
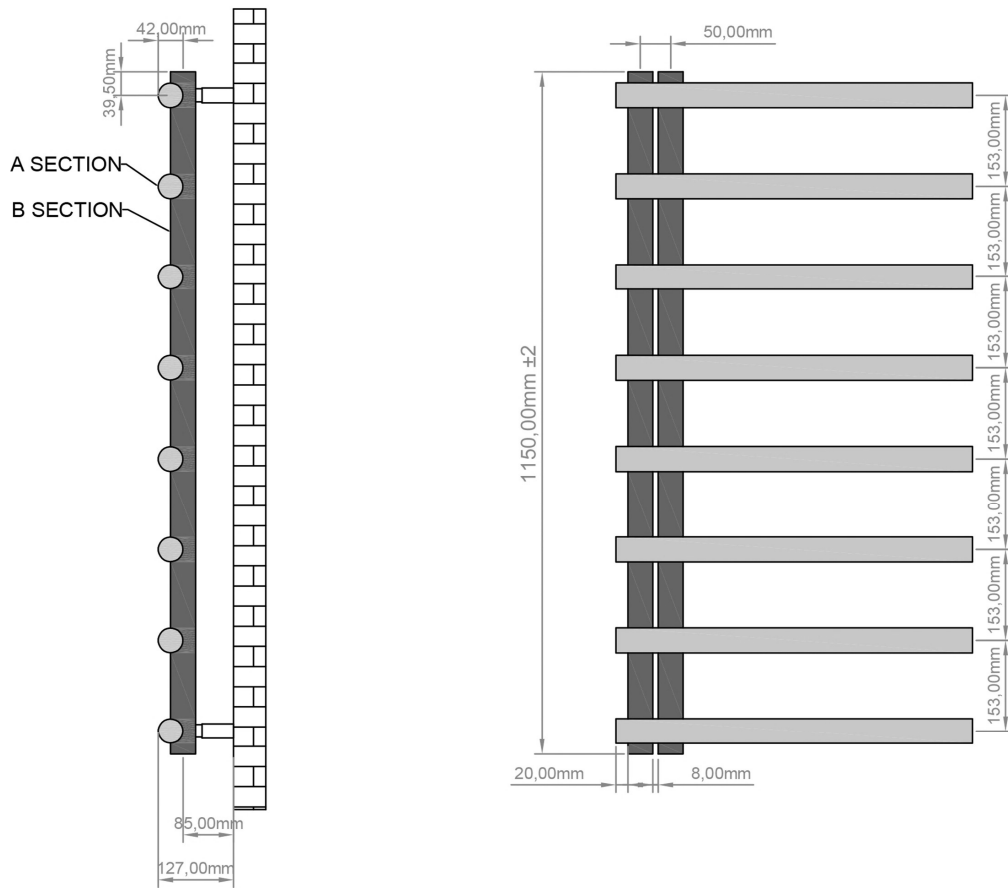
Product:	89.0828
Description:	Marlow E-Style 1150 x 600 Towel Rail
Website Link:	(Click Here)
Product Type:	Towel Rail
Brand:	Eastbrook Company
Colour:	Matt Cappuccino
Material:	Mild Steel
Height (mm):	1150mm
Width (mm):	600mm
Net Weight (kg):	11.05kg
Product Range:	Marlow E-Style

Product Specifications

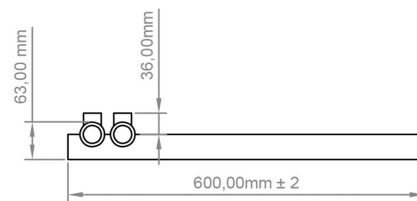
Warranty:	5 Year(s)
Supplied with fixings:	Yes
BTU $\Delta T50^{\circ}\text{C}$:	1509
BTU $\Delta T60^{\circ}\text{C}$:	1932
Watts $\Delta T50^{\circ}\text{C}$:	443
Watts $\Delta T60^{\circ}\text{C}$:	566

Drawing

Marlow E-Style 1150 x 600mm. Technical Drawing



SCALE: 1/5



Eastbrook 
Eastbrook Road, Gloucester GL4 3DB
Technical Helpline : 01452 317890
Mon - Fri / 8am - 5pm
Email : technical@eastbrookco.com