

Magnetic Towel Hanger Instructions

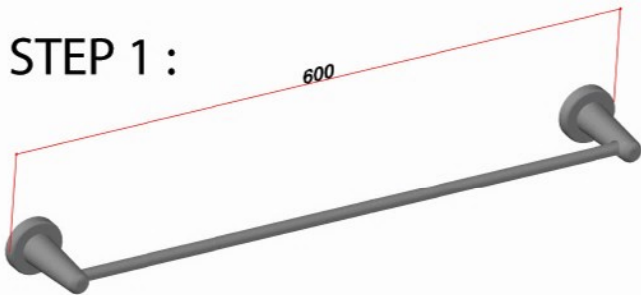
101.0071 Round Magnetic Towel Hanger 600mm. Gloss White

101.0072 Round Magnetic Towel Hanger 600mm. Chrome

101.0073 Square Magnetic Towel Hanger 600mm. Gloss White

101.0074 Square Magnetic Towel Hanger 600mm. Chrome

STEP 1 :



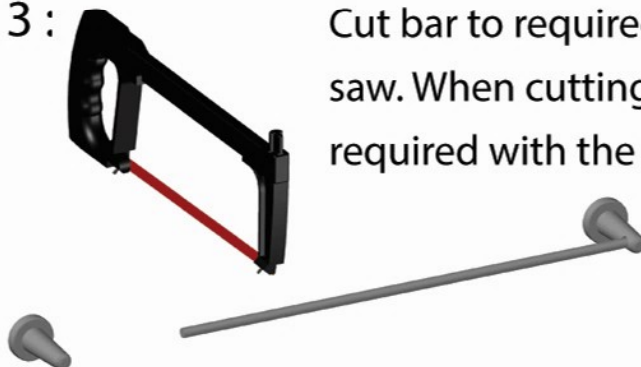
The towel hanger will come pre-assembled in the box with the brackets attached.

STEP 2 :




To shorten the hanging bar, please remove both brackets by loosening the grub screws with the allen key provided. If the bar does not need to be shortened, please tighten grub screws before installing as they are not fully secured during assembly in case of adjustment.

STEP 3 :



Cut bar to required length using a good quality metal saw. When cutting to length, please check bar is length required with the brackets attached.

STEP 4 :



Once bar is required length, attach both brackets and secure by tightening grub screws with allen key provided.

IMPORTANT NOTE : Holds up to 5kg weight. Will only stick on steel radiators and surfaces. Use on flat surfaces.