

# PANEL INSTALLATION

1




- Offer up the small end of the panel to the bath. (See picture 1)

## IMPORTANT


Please refer to height sticker located on panel

2




- Using a metal ruler or paint scraper push down on the clip while pushing the panel inwards. (See picture 2)

3



- Using the same method continue to the corner clips, pushing down simultaneously. (See picture 3 & 4)

4



5



- Continue down the full length of the bath using the same method until the panel is suspended by the clip system. (See picture 6)

6



LP-UK-0066B