

DATASHEET

Image



General Information

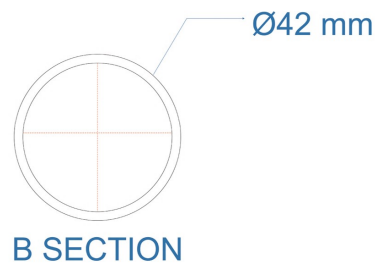
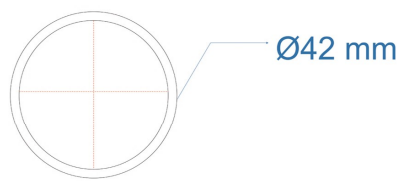
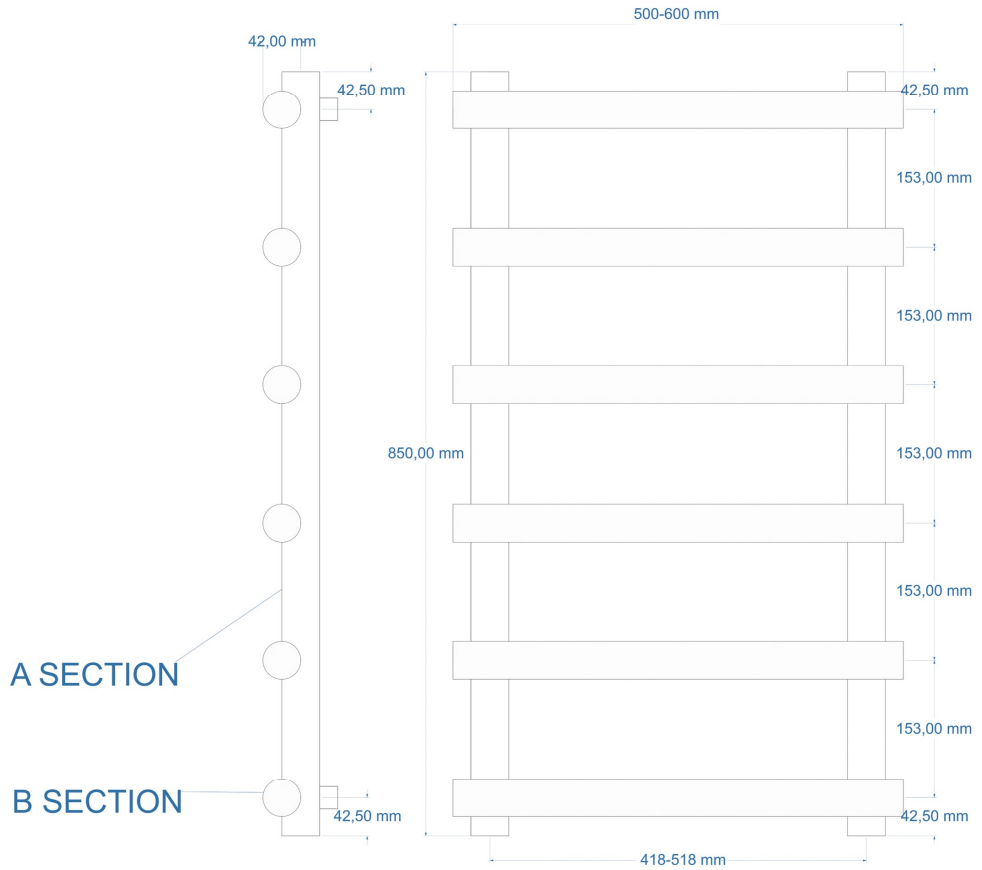
Product:	89.0525
Description:	Marlow 850 x 600 Towel Rail
Website Link:	(Click Here)
Product Type:	Towel Rail
Brand:	Eastbrook Company
Colour:	Chrome
Material:	Mild Steel
Height (mm):	850mm
Width (mm):	600mm
Net Weight (kg):	8.15kg
Product Range:	Marlow

Product Specifications

Warranty:	5 Year(s)
Supplied with fixings:	Yes
BTU $\Delta T50^{\circ}\text{C}$:	781
BTU $\Delta T60^{\circ}\text{C}$:	1000
Watts $\Delta T50^{\circ}\text{C}$:	229
Watts $\Delta T60^{\circ}\text{C}$:	293

Drawing

Marlow 850 x 500/600mm. Technical Drawing



Distance from wall : 132mm
Tappngs from : 95mm

Eastbrook 
Eastbrook Road, Gloucester GL4 3DB
Technical Helpline : 01452 317890
Mon - Fri / 8am - 5pm
Email : technical@eastbrookco.com