

STANDARD TOWEL HANGER INSTALLATION INSTRUCTIONS

* Must be fitted by a fully qualified installer

Box contents :




1 x towel hanger
(image as illustration, will vary according to the design.)

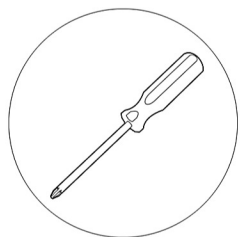



4 x screws

1 Locate the screw holes in the back of the radiator.



2 Fit the towel hanger to the radiator by sliding it on via the top or bottom being careful not to scratch the surface. Once in position secure with the screws provided.



Required if fitting the towel hanger before the radiator is fitted to wall.



For easy fit of the towel hanger if the radiator is already fitted to wall.



Scan for
fitting video

Eastbrook

Eastbrook Road, Gloucester GL4 3DB
Technical Helpline : 01452 317890
Mon - Fri / 8am - 5pm
Email : technical@eastbrookco.com