




Tuscan Square Multirail 1200 x 500mm.

Technical Drawing



- | | | |
|-------------|---|-----------------------|
| A SECTION |  | 30 x 30 x 1,5 mm. |
| B SECTION |  | 20 x 20 x 1,2 mm. |
| BRACKET SET | | METAL SQUARE BACKSIDE |