
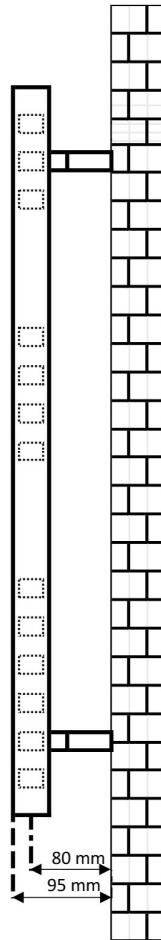




# Tuscan Square Multirail 800 x 500mm.

## Technical Drawing



- A SECTION  30 x 30 x 1,5 mm.
- B SECTION  20 x 20 x 1,2 mm.
- BRACKET SET METAL SQUARE BACKSIDE

