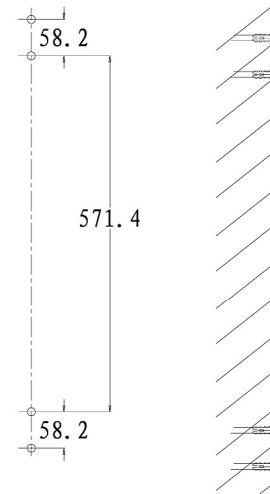
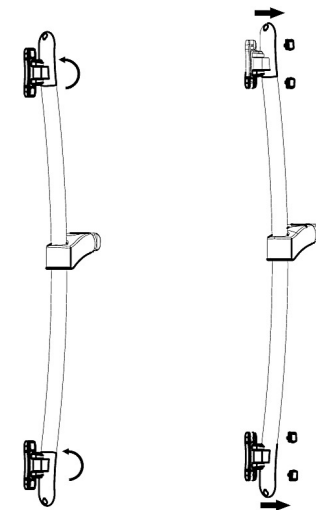


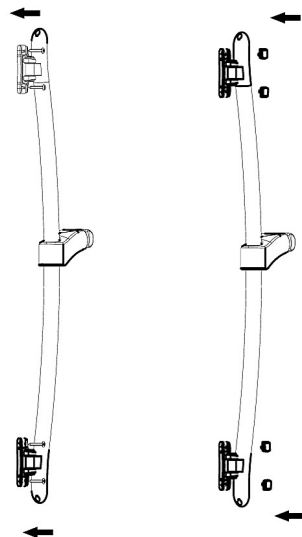
1. drill the holes on the wall according to the distance ,and put the plugs into the holes.



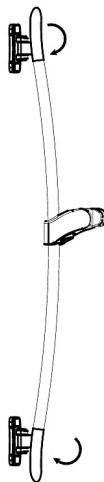
2. Turn 90° degree of the sliding bar ,and take off the cover of the wall brackets



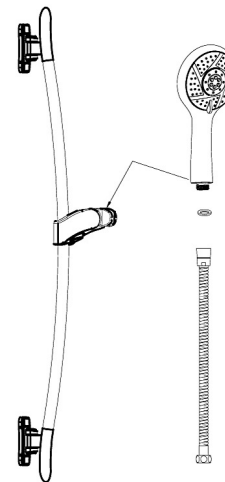
3. Fix the upper and down wall bracket with the screws, and put the cover back.



4. Turn the sliding bar back to the normal position.



5. Connect the hand shower.



6. Finish.

