


ADDINGTON FLAT & DOUBLE FLAT STYLE TOWEL HANGER INSTALLATION GUIDE




MUST BE FITTED BY A FULLY QUALIFIED INSTALLER

BOX CONTENT FOR

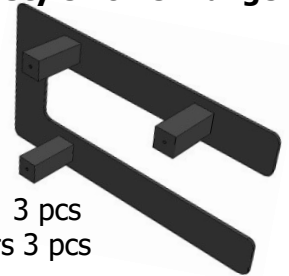
Flat Style Towel Hanger



Screws 2 pcs
Washers 2 pcs



Double Flat Style Towel Hanger




Screws 3 pcs
Washers 3 pcs

STEP 1



Fix the Towel Hanger on the Radiator before completing the fitting of the radiator on the wall.

STEP 2



Position the Towel Hanger on the required height and gently secure from behind with the provided screws and washers with the help of screwdriver.