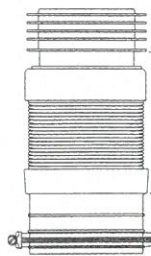


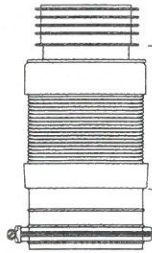
FLEXIBLE WC CONNECTORS FOR BACK TO WALL WC PANS



Code: **WC-F21R**

140mm - 280mm*

Effective length



Code: **WC-F21S**

140mm - 280mm*

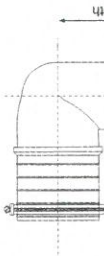
Effective length

Code: **WC-CON8F18-BTW**

170mm - 250mm*

Code: **WC-CON8F-BTW**

230mm - 480mm*



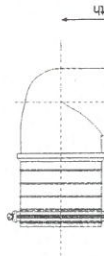
Effective length

Code: **WC-CON8F18-S-BTW**

170mm - 250mm*

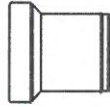
Code: **WC-CON8F-S-BTW**

230mm - 480mm*



Effective length

STRAIGHT EXTENSION



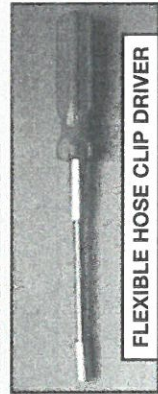
Code: **WC-CON-EXT**

* EFFECTIVE LENGTH
MIN/MAX

- Tested to BS5627: 1984.
- Tests prove conclusively that there is no build-up of sediment.
- Keep sharp tools and abrasive materials away from flexible pipe.
- For ease of fitting, inlet and outlet seals should be lubricated with water, NOT GREASE.
- Do not over tighten the jubilee clip.

- Power tools must not be used to tighten the jubilee clip.
- Do not over extend or pull over the recommended length.
- Installations requiring an extended straight length should be supported.
- Ensure all joints are secure before final fix of the WC pan.
- Do not attempt to clear blockages with the use of drain rods.

FIXING ADVICE



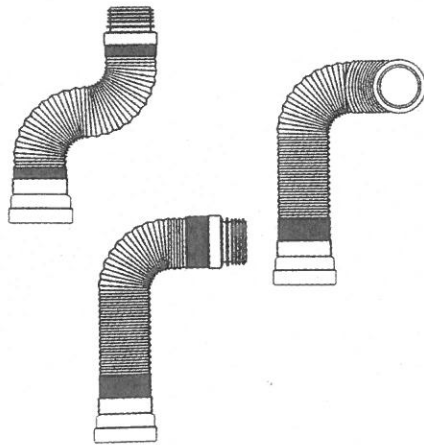
FLEXIBLE HOSE CLIP DRIVER

We would recommend the use of a Flexible Hose Clip Driver as illustrated to tighten the jubilee clip. (Standard 7mm driver for hose clips as shown).

Please note: When these products are used on excessively misshapen pan outlet spigots, the use of silicone sealant can be an advantage to ensure an air and water tight seal is achieved.

Flexible WC Connectors

- All inlet seals will fit 97-107mm diameter pan spigot.
- WC-F18R : WC-F23R : WC-F26R : WC-F23RV : WC-F26RV : WC-CON8F and WC-CON8FV fit inside 4"/110mm diameter pipe.
- WC-F18S : WC-F23S : WC-F26S : WC-F23SV and WC-F26SV fit inside 3 1/2"/90mm diameter pipe.
- Connectors with a plain end have an outside diameter of 110mm.
- All Connectors with 1 1/4" Universal Boss include Blank Cap with 1 1/2" BSP Thread.
- Installations requiring an extended straight length should be supported firmly to prevent any sagging.
- Do not attempt to clear blockages with the use of drain rods.
- For ease of fitting, inlet and outlet seals should be lubricated with water, NOT GREASE.**
- Do not over extend or pull flex off inlet and outlet locations. Extend flex by pulling from the middle of the flex and not from the fixture locations.



STANDARD CONNECTORS

EFFECTIVE LENGTH MIN/MAX	Code:	EFFECTIVE LENGTH MIN/MAX	Code:	EFFECTIVE LENGTH MIN/MAX
100mm - 160mm	WC-F18R	130mm - 260tr	WC-F23P	220mm - 400tr
140mm - 290mm	WC-F23R	160mm - 380tr	WC-F26P	190mm - 270tr
170mm - 410mm	WC-F26R			
100mm - 160mm	WC-F18S			
140mm - 290mm	WC-F23S			
170mm - 410mm	WC-F26S			

CONNECTORS WITH 1 1/4" UNIVERSAL BOSS

EFFECTIVE LENGTH MIN/MAX	Code:	EFFECTIVE LENGTH MIN/MAX	Code:	EFFECTIVE LENGTH MIN/MAX
150mm - 280mm	WC-F23RV	140mm - 260tr	WC-F23PV	220mm - 400tr
180mm - 380mm	WC-F26RV	170mm - 380tr	WC-F26PV	
150mm - 280mm	WC-F23SV			
180mm - 380mm	WC-F26SV			