

Product Cut Sheet

BUILD TO SPEC KIT FOR HOT AISLE CONTAINMENT

The Build To Spec Kit is a highly adaptable, easy-to-order, field-fabricated duct used in combination with CPI's Aisle Containment Doors and Full Height Cabinet Blanking Panels to create a complete Hot Aisle Containment (HAC) Solution that captures and vents hot air from an enclosed aisle.



- Creates a duct over the contained aisle
- Compatible with a mix of cabinets
- Use as part of a closed return or closed delivery air handling system
- Accommodates site differences and existing conditions
- Allows you to add, remove or omit cabinets as required
- Easy ordering based on overall dimensions
- Includes extrusion, brackets and panels required to build the duct; order doors, full height blanking panels and additional materials for drop panels over cabinets separately
- Field fabricated to match site requirements
- Assemble and install with common tools
- Duct can be supported from the ceiling or from the tops of cabinets
- Translucent duct panels allow light to enter the contained aisle
- Aluminum extrusion and steel brackets are painted glacier white or black
- Sold as a single part number, select to match height, width and length of duct
- Use with Aisle Containment Doors, ordered separately, to seal the ends of the aisle
- Use with Full Height Blanking Panels, ordered separately, to seal spaces where cabinets are omitted
- Use with Universal Bulb Seal, ordered separately, to create drop panels over shorter cabinets

Other Components:


- Aisle Containment Double Doors (See 32770_CUT) or Aisle Containment Single Doors (See 32780_CUT) – required at each end of the Build To Spec duct to seal the ends of the contained aisle
- Full Height Blanking Panels (See 33002_CUT) – optional panel used to fill gaps if a cabinet is omitted within a row of cabinets
- Universal Bulb Seal (See 33003_CUT) – optional seal used with spare panel from the BTS kit to create drop panels over shorter cabinets
- Service Parts (See 33000_SERVICE_PARTS_CUT) – order additional extrusion, panels, if required



Build To Spec Kit (shown assembled over cabinets) is field-fabricated. Each kit includes the following components.



Panel, 48"W (1219 mm) x 96"L (2438 mm)



800-834-4969 in U.S. & Canada • www.chatsworth.com



CHATSWORTH PRODUCTS

1-800-834-4969
www.chatsworth.com

Product Cut Sheet

BUILD TO SPEC KIT FOR HOT AISLE CONTAINMENT

Each Build To Spec Kit includes unique lightweight structural extrusions and polycarbonate panels that you cut and assemble as required to form a duct. Components ship protected in a 45" x 112" (1143 mm x 2845 mm) high-density crate, designed for triple stacking to minimize footprint.

Part Number & Finish		Description			Shipping Weight
		Height	Width	Length	
Black	Glacier White	in. (mm)	in. (mm)	in. (mm)	lb (kg)
33000-701	33000-E01	48 (1219)	96 (2438)	94 (2388)	598 (271)
33000-702	33000-E02	48 (1219)	96 (2438)	188 (4775)	795 (361)
33000-703	33000-E03	48 (1219)	96 (2438)	282 (7163)	978 (444)
33000-704	33000-E04	48 (1219)	96 (2438)	376 (9550)	1171 (531)
33000-705	33000-E05	48 (1219)	96 (2438)	470 (11 938)	1472 (668)
33000-706	33000-E06	48 (1219)	96 (2438)	564 (14 326)	1668 (757)
33000-707	33000-E07	48 (1219)	96 (2438)	658 (16 713)	1849 (839)
33000-708	33000-E08	48 (1219)	96 (2438)	752 (19 101)	2034 (923)
33000-709	33000-E09	48 (1219)	96 (2438)	846 (21 488)	2165 (982)
33000-710	33000-E10	48 (1219)	96 (2438)	940 (23 876)	2487 (1128)
33000-711	33000-E11	96 (2438)	96 (2438)	94 (2388)	694 (315)
33000-712	33000-E12	96 (2438)	96 (2438)	188 (4775)	1058 (480)
33000-713	33000-E13	96 (2438)	96 (2438)	282 (7163)	1302 (590)
33000-714	33000-E14	96 (2438)	96 (2438)	376 (9550)	1530 (694)
33000-715	33000-E15	96 (2438)	96 (2438)	470 (11 938)	1899 (862)
33000-716	33000-E16	96 (2438)	96 (2438)	564 (14 326)	2130 (966)
33000-717	33000-E17	96 (2438)	96 (2438)	658 (16 713)	2371 (1075)
33000-718	33000-E18	96 (2438)	96 (2438)	752 (19 101)	2715 (1232)
33000-719	33000-E19	96 (2438)	96 (2438)	846 (21 488)	2998 (1360)
33000-720	33000-E20	96 (2438)	96 (2438)	940 (23 876)	3248 (1473)
33000-721	33000-E21	48 (1219)	144 (3658)	94 (2388)	765 (347)
33000-722	33000-E22	48 (1219)	144 (3658)	188 (4775)	1023 (464)
33000-723	33000-E23	48 (1219)	144 (3658)	282 (7163)	1293 (587)
33000-724	33000-E24	48 (1219)	144 (3658)	376 (9550)	1565 (710)
33000-725	33000-E25	48 (1219)	144 (3658)	470 (11 938)	1955 (887)
33000-726	33000-E26	48 (1219)	144 (3658)	564 (14 326)	2345 (1064)
33000-727	33000-E27	48 (1219)	144 (3658)	658 (16 713)	2605 (1181)
33000-728	33000-E28	48 (1219)	144 (3658)	752 (19 101)	2866 (1300)
33000-729	33000-E29	48 (1219)	144 (3658)	846 (21 488)	3047 (1382)
33000-730	33000-E30	48 (1219)	144 (3658)	940 (23 876)	3327 (1509)
33000-731	33000-E31	96 (2438)	144 (3658)	94 (2388)	923 (419)
33000-732	33000-E32	96 (2438)	144 (3658)	188 (4775)	1386 (629)
33000-733	33000-E33	96 (2438)	144 (3658)	282 (7163)	1730 (785)
33000-734	33000-E34	96 (2438)	144 (3658)	376 (9550)	2083 (945)
33000-735	33000-E35	96 (2438)	144 (3658)	470 (11 938)	2666 (1209)
33000-736	33000-E36	96 (2438)	144 (3658)	564 (14 326)	3009 (1365)
33000-737	33000-E37	96 (2438)	144 (3658)	658 (16 713)	3354 (1522)
33000-738	33000-E38	96 (2438)	144 (3658)	752 (19 101)	3801 (1724)
33000-739	33000-E39	96 (2438)	144 (3658)	846 (21 488)	4026 (1826)
33000-740	33000-E40	96 (2438)	144 (3658)	940 (23 876)	4499 (2041)

Notes:

- The duct should be slightly larger than the contained aisle; a minimum of 10" (250 mm) wider and 3" (75 mm) longer so that it overlaps the adjacent cabinets.
- The above part numbers include all necessary materials to build a hot aisle containment exhaust duct along with the header panels over the doors at the ends of the contained aisle.
- All containment packages come standard with adequate brackets to accommodate a ceiling or cabinet supported solution. Order ceiling and cabinet installation hardware separately.
- Doors, full height cabinet blanking panels and additional materials for header/drop panels over cabinets must be ordered separately.

800-834-4969 in U.S. & Canada • www.chatsworth.com



CHATSWORTH PRODUCTS

While every effort has been made to ensure the accuracy of all information, CPI does not accept liability for any errors or omissions and descriptions of listed services and products.

©2013 Chatsworth Products, Inc. All rights reserved. CPI, CPI Passive Cooling, GlobalFrame, MegaFrame, Saf-T-Grip, Seismic Frame, SlimFrame, TeraFrame, Cube-iT Plus, Evolution, OnTrac, Velocity and QuadraRack are federally registered trademarks of Chatsworth Products. eConnect and Simply Efficient are trademarks of Chatsworth Products. All other trademarks belong to their respective companies. 12/13