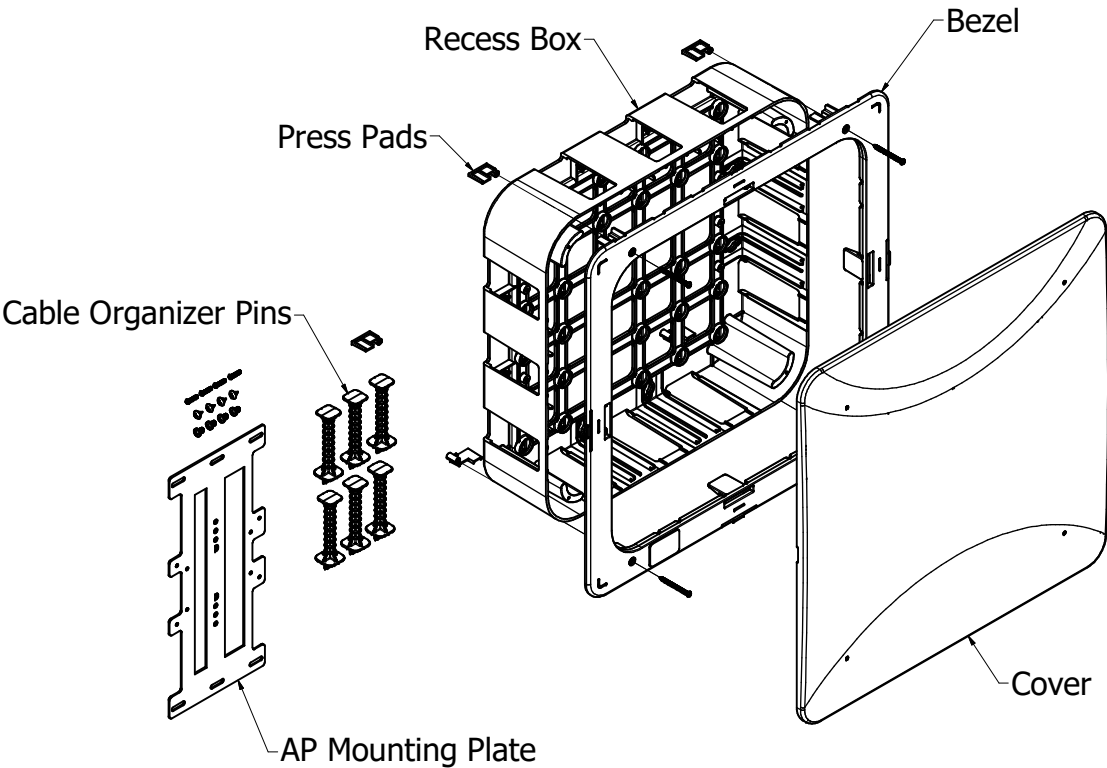


REVISION HISTORY				
ZONE	REV	DESCRIPTION	DATE	APPROVED
All	A	Released	9/8/2017	EAS
All	2	Added Mounting Hole Annotation	8/6/2019	DLV
All	3	Updated Title Block, Views, and Notes	11/17/2020	CAH
All	4	Updated Views, Notes, "Includes" List, and Mounting Legend	1/25/2020	CAH
All	5	Updated "Includes" List	4/30/2021	CAH

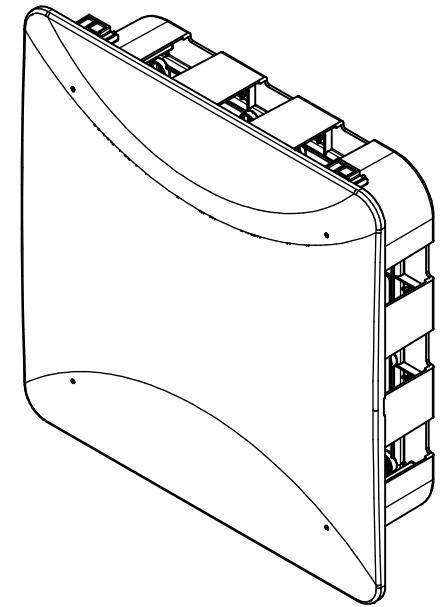


**NOTES:**

- Weight: 3.5 lbs
- Material:  
White, Textured UL 94-5VB Flame Retardant PC/ABS Plastic  
Recess Box, Bezel, Cover, Press Pads, and Cable Organizer Pins  
16 Ga. Galvanized Steel AP Mounting Plate

- Includes:**
- (1) Recess Box
  - (1) Bezel
  - (1) Cover
  - (4) Press Pads
  - (1) Spare Press Pad
  - (6) Cable Organizer Pins
  - (1) AP Mounting Plate
  - (4) M4-0.7 x 6mm Pan Head Machine Screws
  - (4) #4-24 x 1/2" Pan Head Thread-Forming Screws for Plastic
  - (4) #4-24 x 1-1/2" Pan Head Screws
  - (4) #8-15 x 1/4" Pan Head Screws

DRAWN CAH	4/30/2021	Oberon, Inc. - 1315 S. Allen St. - State College, PA 16801		
CHECKED CAH	4/30/2021			
QA		TITLE		
MFG CAH	4/30/2021	Model 1019-RM		
APPROVED CAH	4/30/2021	SIZE C	DWG NO 1019-RM	REV 5
TOLERANCE: .0 = +/- .030 .00 = +/- .015 .000 = +/- .005		SCALE	SHEET 1 OF 3	

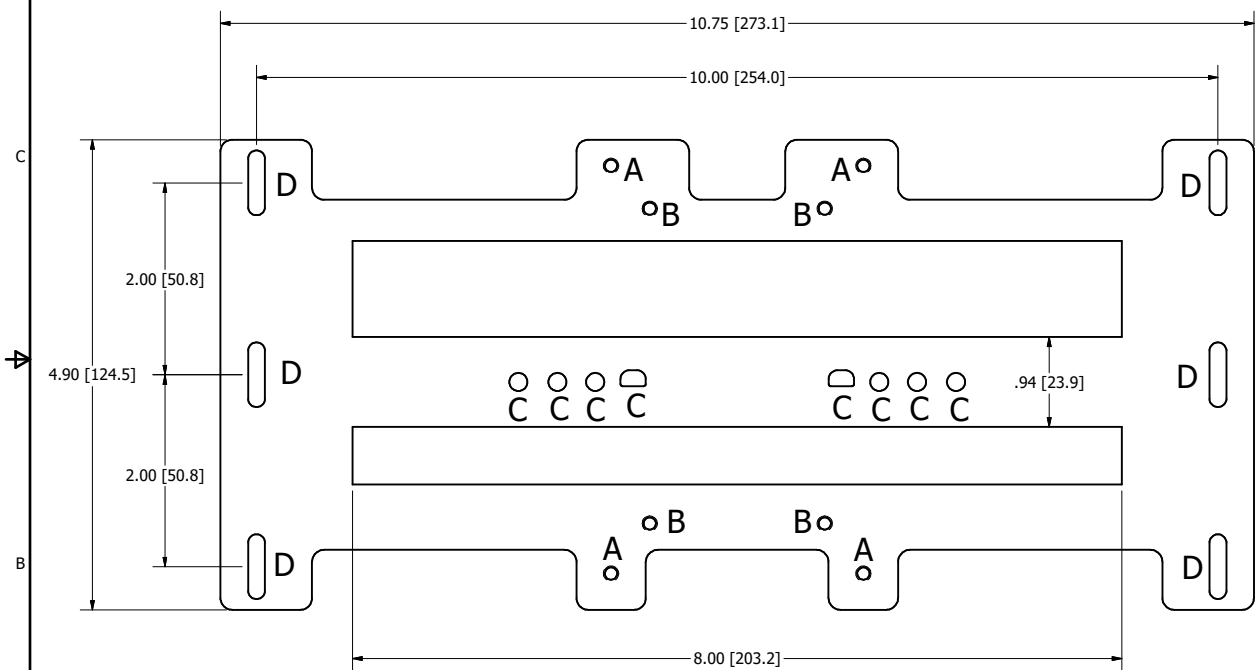


Technical drawing of the back of the device, showing internal components and dimensions. The drawing includes the following labels and dimensions:

- Optional Cover Screw Spot**: Points to a spot on the left side of the cover.
- Pin Twist Slot**: Points to a slot on the left side of the internal assembly.
- Keyhole Slot**: Points to a slot on the right side of the internal assembly.
- Dimensions**:
  - $2.00 [50.8]$  (Horizontal distance from the left edge to the start of the internal assembly).
  - $2.00 [50.8]$  (Vertical distance from the top edge to the start of the internal assembly).
  - $R.23 [R5.8]$  (Radius of the bottom right corner).
  - $.21 [5.4]$  (Thickness of the device).
- Section Lines**: Indicated by arrows labeled **A** and **B**.

DRAWN CAH	4/30/2021	Oberon, Inc. - 1315 S. Allen St. - State College, PA 16801			
CHECKED CAH	4/30/2021				
QA					
MFG CAH	4/30/2021	Model 1019-RM			
APPROVED CAH	4/30/2021				
TOLERANCE:		.0 = +/- .030 .00 = +/- .015 .000 = +/- .005			
		SIZE C		DWG NO 1019-RM	REV 5
		SCALE			SHEET 2 OF 3

AP Mounting Plate



Mounting Legend

- A - Cisco AIR-A-BRACKET-1
- B - Cisco AIR-AP-BRACKET-2
- C - Aruba 5XX Series Mounting Holes
- D - Slots Used to Fasten AP Mounting Plate to Recess Box

DRAWN	4/30/2021	Oberon, Inc. - 1315 S. Allen St. - State College, PA 16801		
CHECKED	4/30/2021			
CAH	4/30/2021	Model 1019-RM		
QA				
MFG	4/30/2021	Model 1019-RM		
CAH	4/30/2021			
APPROVED	4/30/2021	Model 1019-RM		
CAH	4/30/2021			
TOLERANCE:		SIZE	DWG NO	REV
		C	1019-RM	5
		SCALE	SHEET 3 OF 3	