

## SloanStone® Solid Surface Sink

ELWF-82000

### Product description

SloanStone® Solid Surface 2-Station Wall-Mounted Waterfall Sink.

### Compliances & Certifications



(cUPC Certified)

### Code ELWF-82000

#### Downloads

- [ELWF-80000 Installation Instructions.pdf](#)
- [ELWF-80000 Series Repair and Maintenance Guide.pdf](#)
- [Sink Brochure.pdf](#)
- [SloanStone® Sinks Brochure.pdf](#)
- [Additional Downloads](#)

#### Videos

- [Sloan – Company Overview](#)

Details

- Material:
  - SloanStone Solid Surface
- Width: 60" (1524mm)
- Height: 5" (127mm)


Features

- Single molded basin with 25 Color Options
- Higher, Adult ADA portion of the sink cascades down to a lower, TAS compliant portion of the sink
- Sink ends with an extended leg that stops before the floor for easy cleaning
- Deck mounted faucets or point-of-use sensor operation
- Easily repairable and non-porus

SloanStone sinks are a one-piece molded design with a slight angle outward at the side aprons to facilitate the fabrication process thus the overall length of the sink measured along the bottom edge may be up to ½" greater than noted length. SloanStone sinks are commonly available in one to four station lengths (most models) and cannot be seamed together to create a longer sink layout.

Please note that scratches on dark, high gloss finishes may be noticeable and require periodic refinishing to maintain the glossy appearance. Take care placing and sliding objects that may scratch the surface.




Colors



Recommended specifications

SloanStone Series Sink model no. ELWF 8X000 Gradient Style Sink. Product to be molded using SloanStone solid surface. Sloan automated sensor faucet. Sloan sensor operated foam soap dispenser. Sink design to be ADA and TAS compliant and IAPMO certified. Supplied with angle brackets.

Suggested Faucets

	Name	Description	
	EAf-250	Optima® Battery-Powered Deck-Mounted Mid Body Faucet	<a href="#">View</a>
	EAf-225	Optima® Hardwired-Powered Deck-Mounted Mid Body Faucet	<a href="#">View</a>
	EAf-275	Optima® Solar-Powered Deck-Mounted Mid Body Faucet	<a href="#">View</a>

Warranty

[View Warranty Information](#)

Notes

All information contained within this document subject to change without notice.

[Find a compatible faucet](#) for this sink.

[Find a matching soap dispenser](#) for this sink.

