



FLITE-DEC® Sink

FD-83000

Product description

FLITE-DEC® 3-Station Wall-Mounted Sink.

Compliances & Certifications



(ADA Compliant, cUPC Certified, cUPC Certified, ICC A117.1)

Code FD-83000

Downloads

- [FD-83000 Installation Instructions.pdf](#)
- [FLITE-DEC Repair and Maintenance Guide.pdf](#)
- [FLITE-DEC Brochure.pdf](#)
- [Additional Downloads](#)

Videos

- [Sloan – Company Overview](#)

Details

- Material:
 - Corian
 - Quartz
- Width: 90" (2286mm)

Features

Three-Station Lavatory System with the following features:

- Built in patented airdam technology that eliminates backsplash and updrafts
- In-Basin mounted components
- A monolithic console available in Corian® or quartz
- Basins can be sized to project requirements
- Many customization options - see Configurator.Sloan.com for all options
- Basin mounted dryer with HEPA filter technology minimizes the risk of slip and fall from water on the bathroom floor
- ADA compliant design and IAPMO certification for commercial load and drain requirements
- Includes basin mounted FLITE-DEC style hand dryers standard, available in all of Sloan's finishes

Colors



For a complete list of Corian® colors:
<http://www.corian.com/-colors-of-corian-r->
For a complete list of Corian® quartz colors:
<https://www.corianquartz.com/-colors-of-quartz->

Recommended specifications

Sloan FLITE-DEC Integrated Sink System model no. FD 8X000. Product to be fabricated out of Corian or quartz. Supplied with Sloan ETF/EBF-1100/1150 series basin mounted faucet, ESD-1100 basin mounted top-fill soap dispenser and EHD-1100 basin mounted hand dryer. Supplied with Basin that includes patented Airdam for hand dryer performance and HEPA filter included with hand dryer. Sink design to be ADA compliant. Supplied with enclosure. Sink designed to be IAPMO certified and listed. Basin mounted components must be able to withstand up to 150lbs of downward force.

Suggested Faucets

This sink is compatible with [Optima®](#)

	Name	Description	
	ETF-1100	Optima® Hardwired-Powered Basin-Mounted Basin Body Faucet	View
	EBF-1150	Optima® Battery-Powered Basin-Mounted Basin Body Faucet	View

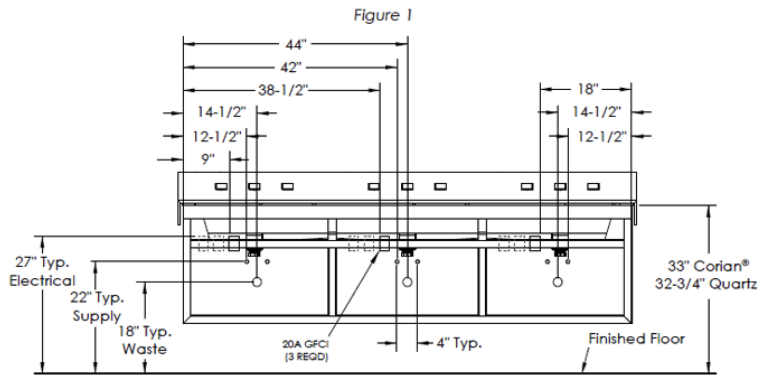
Warranty

[View Warranty Information](#)

Notes

All information contained within this document subject to change without notice.

Rough-In; Plumbing



Rough-In; Section View

