

SloanStone® Solid Surface Sink

ELC-82000

Product description

SloanStone® Solid Surface 2-Station Wall-Mounted Counter Top Sink.

Compliances & Certifications



IGC156

(ADA Compliant, IGC 156)

Code ELC-82000

Downloads

- [ELC-80000 Installation Instructions.pdf](#)
- [ELC-80000 \(Spanish\) Installation Instructions.pdf](#)
- [ELC-40000:70000 Series Repair and Maintenance Guide.pdf](#)
- [Sink Brochure.pdf](#)
- [SloanStone® Sinks Brochure.pdf](#)
- [Additional Downloads](#)

Videos

- [Sloan - Company Overview](#)

Details

- Material:
 - SloanStone Solid Surface
- Width: 60" (1524mm)

Features


Double Station Lavatory System with the following features:

- Drain Deck design prevents any water from puddling on the counter top
- Gap-free Vandal Resistant high strength structure
- Chrome Plated Accented Overflow
- Cabinet constructed of Brushed Stainless Steel
- All ADA and TAS lavatory standards achieved in a single design
- Sink can only be used with a single hole faucet. No soap dispenser option is available for this model

SloanStone sinks are a one-piece molded design with a slight angle outward at the side aprons to facilitate the fabrication process thus the overall length of the sink measured along the bottom edge may be up to ½" greater than noted length. SloanStone sinks are commonly available in one to four station lengths (most models) and cannot be seamed together to create a longer sink layout.

Please note that scratches on dark, high gloss finishes may be noticeable and require periodic refinishing to maintain the glossy appearance. Take care placing and sliding objects that may scratch the surface.




Colors



Recommended specifications

SloanStone Series Sink model no. ELC 8X000 Countertop Style Sink. Product to be molded using SloanStone solid surface and designed with slopes between the basins. Sink design to be ADA compliant and IAPMO certified. Supplied with enclosure.

Suggested Faucets

	Name	Description	
	EAf-250	Optima® Battery-Powered Deck-Mounted Mid Body Faucet	View
	EAf-225	Optima® Hardwired-Powered Deck-Mounted Mid Body Faucet	View
	EAf-275	Optima® Solar-Powered Deck-Mounted Mid Body Faucet	View

Warranty

[View Warranty Information](#)

Notes

All information contained within this document subject to change without notice.

[Find a compatible faucet](#) for this sink.

[Find a matching soap dispenser](#) for this sink.

