



Variation Not Shown: Less Ground Joint

UPPERCUT[®] Manual Flushometer

WES 115-1.6/1.1-CP-2-OFST

Product description

1.6/1.1 gpf, Polished Chrome Finish, 1.5" Flush Connection, Fixture Connection Top Spud, Single Flush, 2" Offset, UPPERCUT[®] Exposed Manual Water Closet Flushometer.

Compliances & Certifications










(ADA Compliant, BAA Compliant, BREEAM Water Credit, cUPC Green Certified, Green Globes Water, IAPMO, MadebUSA)

Code 3720304

Finish

-  Polished Chrome (CP)

Downloads

-  [UPPERCUT Installation Instructions.pdf](#)
-  [WES 111_115 \(Spanish\) Installation Instructions.pdf](#)
-  [Control Stop Repair and Maintenance Guide.pdf](#)
-  [Flush Connections Flanges Repair and Maintenance Guide.pdf](#)
-  [Retrofits Brochure.pdf](#)
-  [Flushometers Brochure.pdf](#)
-  [Additional Downloads](#)

Videos

-  [Sloan - Company Overview](#)

Details

- Flush Volume: 1.6/1.1 gpf (6.0 / 4.2 lpf)
- Finish: Polished Chrome (CP)
- Valve: Diaphragm
- Valve Body Material: Semi-red Brass
- Fixture Type: Water Closet
- Fixture Connection: Top Spud
- Rough-in Dimension: 24" (610mm)
- Spud Coupling: 1.5" (38mm)
- Supply Pipe: 1" (25mm)
- Offset: 2" (51mm) (2-OFST)
- Flush Connection: 1.5" (38mm)

Features

- Lift handle to initiate reduced, 1.1 gpf flush to eliminate liquid and paper waste, saving one-half gallon of water
- Push handle down for a regular 1.6 gpf flush to remove solid waste and paper
- Antimicrobial coating on handle lasts for the life of the product
- Green handle signifies UPPERCUT's water-saving features
- Comes with two metal wall plates that provide operational instructions
- Includes all the reliable, long-lasting features of the Royal® Flushometer
- PERMEX® Synthetic Rubber Diaphragm with Dual Filtered Fixed Bypass
- Valve body, Cover, Tailpiece and Control Stop shall be in compliance with ASTM Alloy Classification for Semi-Red Brass
- Valve shall be in compliance to the applicable sections of ASSE 1037

Recommended specifications

Valve Body, Cover, Tailpiece and Control Stop shall be in conformance with ASTM Alloy Classification for Semi-Red Brass. Valve shall be in compliance with the applicable sections of ASSE 1037 and ANSI/ASME 112.19.2.

Valve Operating Pressure (Flowing)

15-80 psi (103 - 552 kPa). Specific fixtures may require greater minimum flowing pressure - consult manufacturer requirements.

Warranty

[View Warranty Information](#)

Notes

All information contained within this document subject to change without notice.

Looking for other variations of the WES 115 product? [View the general spec sheet with all options.](#)

[Find a compatible urinal](#) for this flushometer.

[Find a compatible water closet](#) for this flushometer.

