

OPTIONS**Power Supply**

- Battery (BAT)
- Battery + Turbine (TUR)

Flow Rate

- 0.5 gpm (1.9 Lpm) (0.5GPM)
- 0.35 gpm (1.3 Lpm) (0.35GPM)

Trim Plate

- None
- 4" (102mm) (4)
- 8" (203mm) (8)

Finish

- Polished Chrome (CP)
- Graphite (GR)
- Brushed Nickel (BN)
- Brushed Stainless (SF)
- Polished Brass (PB)

Mixer

- Back-Check Tee (TEE)
- Below Deck Thermostatic Mixing Valve (BDT)
- Below Deck Manual Mixing Valve (BDM)
- Mixer Not Included

NOTES

For product line drawings, [view model-specific spec sheets](#).

All information contained within this document subject to change without notice.

[Find a matching soap dispenser](#) for this faucet.

[Find a compatible sink](#) for this faucet.

**DESCRIPTION**

Optima® Battery or Turbine-Powered Deck-Mounted Low Body

FEATURES

- Commercial Grade Faucet
- ADA Compliant
- Cast Brass Spout
- Quick Connect Fittings
- Integrated Water Shut-off
- Wireless Settings Adjustment
- On-demand or Metered activation
- Hygienic Line Flush
- Water Usage and Battery Strength Reporting
- Self-adapting Sensor


SMART FAUCET ADDITIONAL OPTIONS

- 24VAC plug adapter, power harness assembly or box mount power supply
- Multi-unit gang adapter kit
- 110V or 230V/6VDC plug adapter

DOWNLOADS



- [Optima Smart Faucet Below Deck Installation Instructions](#)
- [Faucet Spray Heads Repair and Maintenance Guide](#)
- [Optima EBF-415 / ETF-410 Repair & Maintenance Guide and Parts Breakdown](#)
- [Trim Plate Guide](#)
- [Additional Downloads](#)

VIDEOS

-  [Sloan Optima Below Deck Faucet](#)

Sloan 10500 Seymour Ave, Franklin Park, IL 60131

Phone: 800.982.5839 • Fax: 800.447.8329 • sloan.com

-  PVD Special Finishes
-  Sloan Connect App[®]