



## Optima® Sensor Faucet

ETF-410

### Product description

Optima® Hardwired-Powered Deck-Mounted Low Body Faucet.

### Compliances & Certifications



(ADA Compliant, ASME A112.18.1 Compliant, ASSE 1070, CalGreen Compliant, CEC Compliant, EPD, GPC 0.25 or less, HPD, IAPMO, LEED Water, NSF-61/CAN-61, NYC604.4, Proposition 65, Satisfies LEED Credits, TAS, UPC Low Lead Certified, WELL Building Standard)

Listed compliances and certifications may vary based on product variation.

### Finish



Available in Polished Chrome (CP), Graphite (GR), Brushed Stainless (SF), Brushed Nickel (BN), Polished Brass (PB).




### Connectivity

 Bluetooth with Sloan Connect App

### Downloads

-  [Optima Smart Faucet Below Deck Installation Instructions](#)
-  [Faucet Spray Heads Maintenance Guide](#)
-  [Optima EBF-415 ETF-410 Repair & Maintenance Guide](#)
-  [Faucet and Soap Dispenser Brochure](#)
-  [Connected Products](#)
-  [Additional Downloads](#)

### Videos

-  [Sloan Optima Below Deck Faucet](#)
-  [Sloan Connect App®](#)
-  [PVD Special Finishes](#)

---

## Features

Commercial Grade, ADA Compliant, Electronic, Sensor-Activated, Hand Washing Faucet with the following features:

- Commercial Grade Faucet
- ADA Compliant
- Cast Brass Spout
- Quick Connect Fittings
- Integrated Water Shut-off
- Wireless Settings Adjustment
- On-demand or Metered activation
- Hygienic Line Flush
- Water Usage and Battery Strength Reporting
- Self-adapting Sensor

---

## Warranty

[View Warranty Information](#)

---

## Notes

All information contained within this document subject to change without notice.

Compatible products



**DSWD-81000**  
Designer Series™ 2-Station Wall-Mounted  
Weir Deck Sink  
[View product >](#)



**DSWD-82000**  
Designer Series™ 2-Station Wall-Mounted  
Weir Deck Sink  
[View product >](#)

Featured collections



**Clark Street®**  
Architectural facets create an elegant  
restroom  
[View collection >](#)